



# SC Annual School Report Card Summary

Clinton Elementary  
Lancaster County  
Grades: K-5  
Principal: Rachel Ray  
Superintendent: Richard E. Moore  
Board Chair: Charlene McGriff

Enrollment: 385

## PERFORMANCE

Comprehensive detail, including definitions of ratings, performance criteria, and explanations of status, is available on [www.ed.sc.gov](http://www.ed.sc.gov) and [www.eoc.sc.gov](http://www.eoc.sc.gov) as well as school and school district websites. Printed versions are available from school districts upon request.

YEAR	ABSOLUTE RATING	GROWTH RATING	PALMETTO GOLD/SILVER AWARD	AYP STATUS	NCLB IMPROVEMENT STATUS
2008	At-Risk	At-Risk	TBD	Not Met	NI
2007	Below Average	Excellent	N/A	Not Met	N/A
2006	Below Average	At-Risk	Silver	Met	N/A

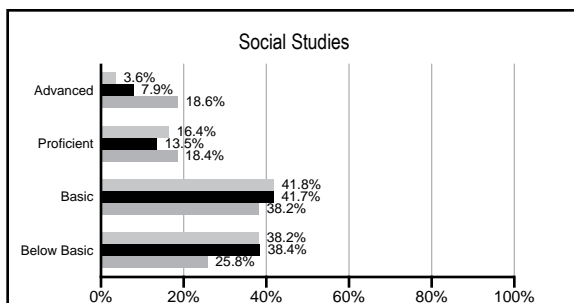
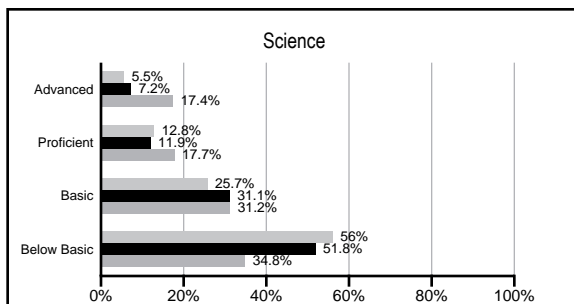
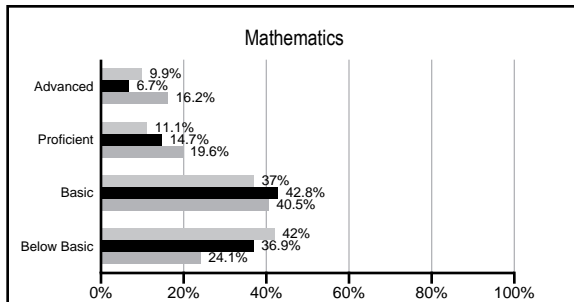
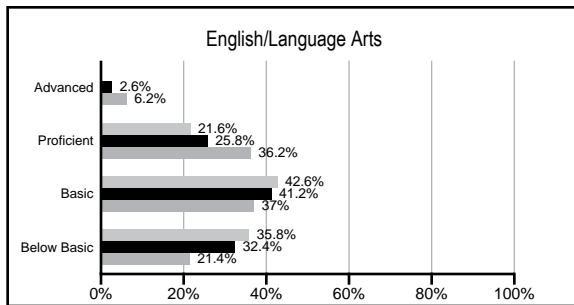
## ABSOLUTE RATINGS OF ELEMENTARY SCHOOLS WITH STUDENTS LIKE OURS\*

EXCELLENT	GOOD	AVERAGE	BELOW AVERAGE	AT-RISK
0	0	12	59	47

\* Ratings are calculated with data available by 02/17/2009. Schools with Students like Ours are Elementary Schools with poverty indices of no more than 5% above or below the index for this school.


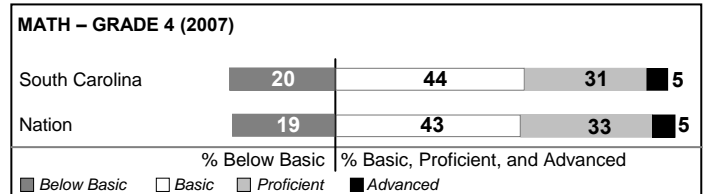

## PACT PERFORMANCE

Our School
  Elementary Schools with Students Like Ours
  Elementary schools statewide



## NAEP PERFORMANCE\*

\* Performance reported for SC and nation, data not available at school level. Percentages at NAEP Achievement Levels.



## SC PERFORMANCE GOAL

2010 Goal:

*By 2010, SC's student achievement will be ranked in the top half of the states nationally. To achieve this goal, we must become one of the fastest improving systems in the country.*

2020 Goal: TBD

### Abbreviations Key

N/A Not Applicable N/AV Not Available N/C Not Collected N/R Not Reported I/S Insufficient Sample TBD To be determined  
NI Newly Identified CSI Continuing School Improvement CA Corrective Action RP Plan to Restructure R Restructure DELAY School Improvement Status HOLD School Improvement Status

# Clinton Elementary [Lancaster County]

## SCHOOL PROFILE

	Our School	Change from Last Year	Elementary Schools with Students Like Ours	Median Elementary School
<b>Students (n=385)</b>				
Retention rate	3.2%	Down from 4.5%	3.1%	2.3%
Attendance rate	96.0%	Up from 95.6%	96.0%	96.3%
Eligible for gifted and talented	2.5%	Up from 2.2%	4.1%	10.4%
With disabilities other than speech	18.9%	Up from 18.0%	7.9%	7.5%
Out-of-school suspensions or expulsions for violent &/or criminal offenses	0.0%	No Change	0.0%	0.0%
<b>Teachers (n=34)</b>				
Teachers with advanced degrees	47.1%	Down from 54.8%	54.4%	56.7%
Continuing contract teachers	55.9%	Down from 61.3%	70.4%	77.3%
Teachers with emergency or provisional certificates	4.2%	Up from 4.0%	0.0%	0.0%
Teachers returning from previous year	84.6%	Down from 86.3%	83.6%	86.4%
Teacher attendance rate	95.8%	Up from 94.8%	94.9%	94.9%
Average teacher salary	\$43,876	Up 2.0%	\$43,868	\$45,345
Classes not taught by highly qualified teachers	0.0%	No Change	0.5%	0.0%
<b>School</b>				
Principal's years at school	2.0	Up from 1.0	3.0	4.0
Student-teacher ratio in core subjects	15.0 to 1	Up from 14.7 to 1	16.8 to 1	18.5 to 1
Prime instructional time	88.3%	Up from 87.8%	89.2%	89.8%
Opportunities in the arts	Good	No Change	Good	Good
SACS accreditation	Yes	No Change	Yes	Yes
Character development program	Excellent	No Change	Excellent	Excellent
Dollars spent per pupil*	\$8,007	Up 4.5%	\$7,843	\$7,052
Percent of expenditures for instruction*	73.0%	Down from 74.0%	69.1%	69.1%
Percent of expenditures for teacher salaries*	70.5%	Down from 71.1%	62.5%	64.2%
% of AYP objectives met	52.4%		73.7%	85.7%

\* Prior year audited financial data available.

## EVALUATION RESULTS

	Teachers	Students*	Parents*
Number of surveys returned	26	47	45
Percent satisfied with learning environment	88.0%	89.1%	90.9%
Percent satisfied with social and physical environment	100.0%	91.5%	84.1%
Percent satisfied with school-home relations	53.8%	85.1%	83.7%

\*Only students at the highest elementary school grade level at this school and their parents were included.

## REPORT OF PRINCIPAL AND SCHOOL IMPROVEMENT COUNCIL

The students, faculty, staff, and parents of Clinton Elementary have experienced a wonderful school year as the school theme, "Racing to Success," was taken to heart. With this theme in mind, the students and faculty exhibited an excitement about learning and sharing knowledge with other students in the school as well as community members. There was an increase in parental involvement and support throughout various academic activities and programs.

As we strive to make tremendous gains in all academic areas, we are proud of the honor and recognition brought to our school by the South Carolina State Department of Education. Clinton received the Palmetto Gold Award for the improved performance of historically underachieving students. The administrative staff and teachers worked diligently throughout the school year to ensure that a comprehensive curriculum which supports the South Carolina State Standards was provided for all students.

In addition to the implementation of research-based instructional strategies, technology was incorporated into the classroom to enhance student learning. Almost every classroom is equipped with a Smartboard, an interactive board that thoroughly engages students in their learning. Along with Smartboards, United Streaming Videos and document cameras assisted teachers in preparing lessons that encouraged critical thinking among all students.

Our school also offers many activities for our students that help to foster student self-confidence, their sense of achievement, and motivation. These activities include honor assemblies, special field trips, displays of student work, art club, musical performances, and school service clubs. Students and staff honor the artistic diversity of the students with state and local celebrations. One of the most popular events is the production of the Black History Month Program which attracted over three hundred members of our school community. At the state level, several students were recognized for their artistic abilities by the Picasso Project.

Due to hard working faculty and staff, enthusiastic learners, and a dedicated community, each year brings us closer to our goal of preparing all students to be successful in an ever-changing and challenging world.

Rachel Ray, Principal  
Mack Jones, SIC Chairperson

Comprehensive detail, including definitions of rating, performance criteria, and explanations of status, is available on [www.ed.sc.gov](http://www.ed.sc.gov) and [www.eoc.sc.gov](http://www.eoc.sc.gov) as well as school and school district websites.

Printed versions are available from school districts upon request.

### Abbreviations Key

N/A Not Applicable N/AV Not Available N/C Not Collected N/R Not Reported I/S Insufficient Sample TBD To be determined

NI Newly Identified CSI Continuing School Improvement CA Corrective Action RP Plan to Restructure R Restructure DELAY School Improvement Status HOLD School Improvement Status