



SC Annual School Report Card Summary

North Elementary
Lancaster County

Grades: K-5

Enrollment: 635

Principal: Linda L. Blackwell

Superintendent: Richard E. Moore

Board Chair: Charlene McGriff

PERFORMANCE

Comprehensive detail, including definitions of ratings, performance criteria, and explanations of status, is available on www.ed.sc.gov and www.eoc.sc.gov as well as school and school district websites. Printed versions are available from school districts upon request.

YEAR	ABSOLUTE RATING	GROWTH RATING	PALMETTO GOLD/SILVER AWARD	AYP STATUS	NCLB IMPROVEMENT STATUS
2008	Good	Below Average	TBD	Met	N/A
2007	Average	Below Average	N/A	Met	N/A
2006	Good	At-Risk	N/A	Met	N/A

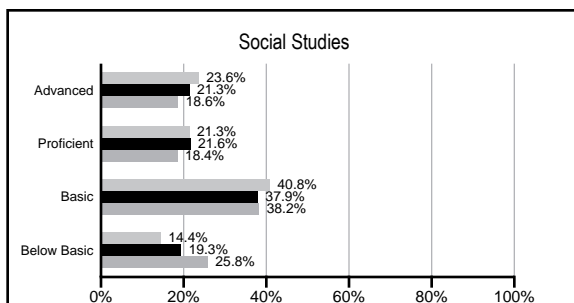
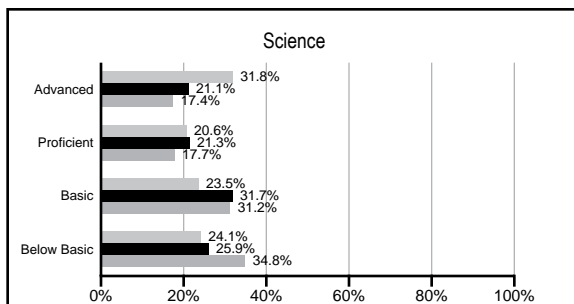
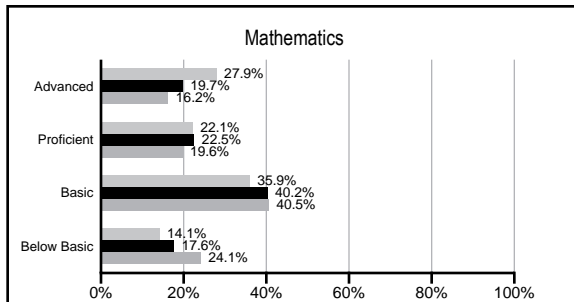
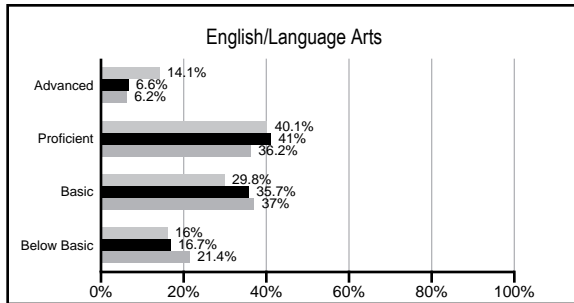
ABSOLUTE RATINGS OF ELEMENTARY SCHOOLS WITH STUDENTS LIKE OURS*

EXCELLENT	GOOD	AVERAGE	BELOW AVERAGE	AT-RISK
0	21	60	4	0

* Ratings are calculated with data available by 02/17/2009. Schools with Students like Ours are Elementary Schools with poverty indices of no more than 5% above or below the index for this school.


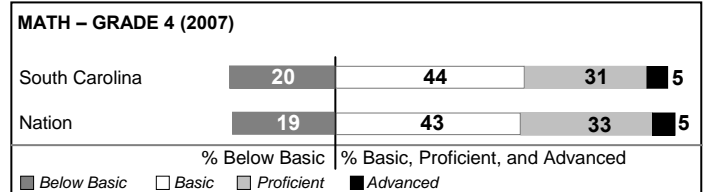
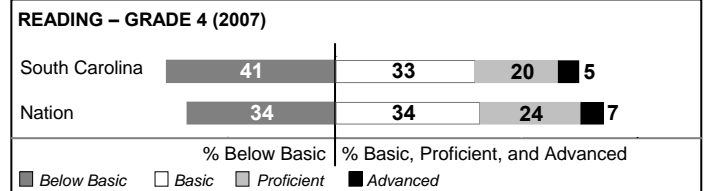
PACT PERFORMANCE

Our School Elementary Schools with Students Like Ours Elementary schools statewide



NAEP PERFORMANCE*

* Performance reported for SC and nation, data not available at school level. Percentages at NAEP Achievement Levels.



SC PERFORMANCE GOAL

2010 Goal:

By 2010, SC's student achievement will be ranked in the top half of the states nationally. To achieve this goal, we must become one of the fastest improving systems in the country.

2020 Goal: TBD

Abbreviations Key

N/A Not Applicable N/AV Not Available N/C Not Collected N/R Not Reported I/S Insufficient Sample TBD To be determined
NI Newly Identified CSI Continuing School Improvement CA Corrective Action RP Plan to Restructure R Restructure DELAY School Improvement Status HOLD School Improvement Status

North Elementary [Lancaster County]

SCHOOL PROFILE

	Our School	Change from Last Year	Elementary Schools with Students Like Ours	Median Elementary School
Students (n=635)				
Retention rate	1.7%	Down from 2.9%	2.2%	2.3%
Attendance rate	96.8%	Up from 96.7%	96.3%	96.3%
Eligible for gifted and talented	16.1%	Up from 14.3%	12.3%	10.4%
With disabilities other than speech	5.5%	Up from 4.8%	7.8%	7.5%
Out-of-school suspensions or expulsions for violent &/or criminal offenses	0.0%	No Change	0.0%	0.0%
Teachers (n=42)				
Teachers with advanced degrees	47.6%	Down from 52.4%	56.0%	56.7%
Continuing contract teachers	73.8%	Down from 78.6%	77.8%	77.3%
Teachers with emergency or provisional certificates	0.0%	Down from 2.9%	0.0%	0.0%
Teachers returning from previous year	88.8%	Down from 92.4%	88.2%	86.4%
Teacher attendance rate	94.0%	Down from 96.4%	95.0%	94.9%
Average teacher salary	\$44,064	Up 1.4%	\$45,264	\$45,345
Classes not taught by highly qualified teachers	0.0%	No Change	0.0%	0.0%
School				
Principal's years at school	9.0	Up from 8.0	4.0	4.0
Student-teacher ratio in core subjects	18.7 to 1	Down from 21.5 to 1	19.3 to 1	18.5 to 1
Prime instructional time	89.2%	Down from 91.5%	90.4%	89.8%
Opportunities in the arts	Good	No Change	Good	Good
SACS accreditation	Yes	No Change	Yes	Yes
Character development program	Excellent	No Change	Excellent	Excellent
Dollars spent per pupil*	\$6,029	Down 0.1%	\$6,448	\$7,052
Percent of expenditures for instruction*	75.4%	Down from 76.1%	69.9%	69.1%
Percent of expenditures for teacher salaries*	69.9%	Down from 71.0%	65.2%	64.2%
% of AYP objectives met	100.0%		89.5%	85.7%

* Prior year audited financial data available.

EVALUATION RESULTS

	Teachers	Students*	Parents*
Number of surveys returned	46	91	50
Percent satisfied with learning environment	89.1%	91.1%	91.7%
Percent satisfied with social and physical environment	97.8%	92.2%	90.0%
Percent satisfied with school-home relations	95.7%	95.6%	80.0%

*Only students at the highest elementary school grade level at this school and their parents were included.

REPORT OF PRINCIPAL AND SCHOOL IMPROVEMENT COUNCIL

Lights, Camera, Action...and boy there was lots of action! SMART Boards were installed and ready to be used as yet another tool to differentiate learning for our students at North Elementary. This interactive tool has enhanced instruction in all curricular areas and has been embraced by students and teachers alike.

Meeting children where they are ready to learn is the focus at North Elementary School. In addition to Corrective Reading in grades 3-5, Reading Mastery was added to meet the needs of our emergent readers in grades K-2. Literature circles in grades 2-5 continued to provide students the opportunity to learn through cooperative groups where each child has the responsibility to contribute for the good of the group.

Our fourth grade social studies PACT scores rose by 24.2% in the areas of advanced and proficient. Science scores for our third grade in the areas of advanced and proficient rose by 8% and, in fifth grade, both math and science scores rose in the areas of advanced and proficient by 4.4% and 5.5%, respectively.

All of our students enjoyed their grade level field trips and made lifelong memories with their friends and teachers. Third grade enjoyed the Scientific Circus held at Winthrop University. Fourth graders dined at Dixie Stampede before walking on the sands of the Carolina coast. TMD went fishing and did an outstanding job leading our school-wide recycling program. Kindergarten traveled to the Koger Center for a ballet performance of The Nutcracker. Second graders toured Lancaster on foot and learned local history from city leaders. First graders enjoyed reading, viewing the motion picture, and attending a performance of The Wizard of Oz, then writing a comparison of the three forms of media. As always, Camp Thunderbird provided a time of science exploration for our fifth graders, and they also attended a Charlotte Knights game. Over 180 students enjoyed the Accelerated Reader Celebration at Andrew Jackson State Park where science, physical fitness, and reading were combined for a day of learning fun.

We enjoyed many performances by our North Knights. Third grade performed A Dickens of a Christmas, and second grade performed The Return of the Glass Slipper. Our students are gifted not only in academics, but also in the performing arts! Our students and faculty participated in many service learning projects this year. Our Relay for Life team earned almost \$4,000 to support cancer research. Pennies for Pages, supported by our media center, raised money to purchase books for libraries in flood stricken areas, and Pennies for Patients raised money for Leukemia research.

Our School Improvement Council supported a math initiative featuring local celebrity, Mathilda Star, who promoted the importance of math in the real world by challenging students to explore higher order thinking math activities with their families. Students enjoyed a culminating event where parents joined us to show how important math is in our everyday lives at home and work. The entrance ticket to Muffins for Moms and Donuts for Dads allowed parents to share how they use math in their jobs. Through the analysis of MAP testing data, math RIT band groups

Comprehensive detail, including definitions of rating, performance criteria, and explanations of status, is available on www.ed.sc.gov and www.eoc.sc.gov as well as school and school district websites.

Printed versions are available from school districts upon request.

Abbreviations Key

N/A Not Applicable N/AV Not Available N/C Not Collected N/R Not Reported I/S Insufficient Data
 NI Newly Identified CSI Continuing School Improvement CA Corrective Action RP Plan to Restructure R Restructure
 DELAY School Improvement Status HOLD School Improvement Status