



SC Annual School Report Card Summary

**Buford Elementary
Lancaster County**

Grades: PK-5

Enrollment: 914

Principal: Sandra Jones-Izzard

Superintendent: Richard E. Moore

Board Chair: Charlene McGriff

PERFORMANCE

Comprehensive detail, including definitions of ratings, performance criteria, and explanations of status, is available on www.ed.sc.gov and www.eoc.sc.gov as well as school and school district websites. Printed versions are available from school districts upon request.

YEAR	ABSOLUTE RATING	GROWTH RATING	PALMETTO GOLD/SILVER AWARD	AYP STATUS	NCLB IMPROVEMENT STATUS
2008	Below Average	At-Risk	TBD	Not Met	N/A
2007	Below Average	At-Risk	N/A	Met	N/A
2006	Average	At-Risk	N/A	Met	CSI-DELAY

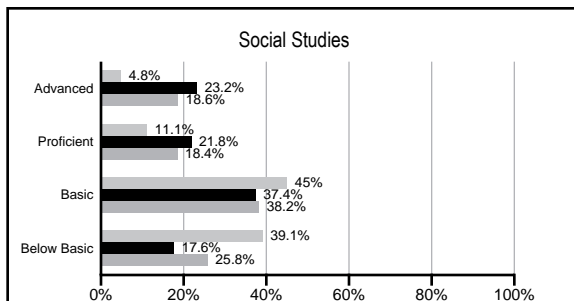
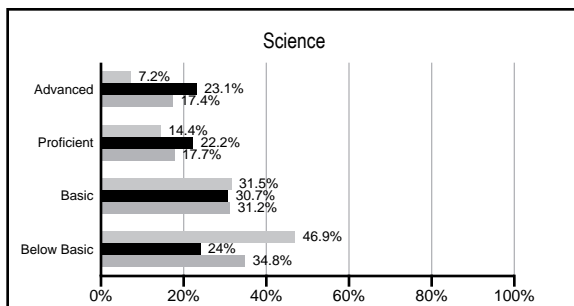
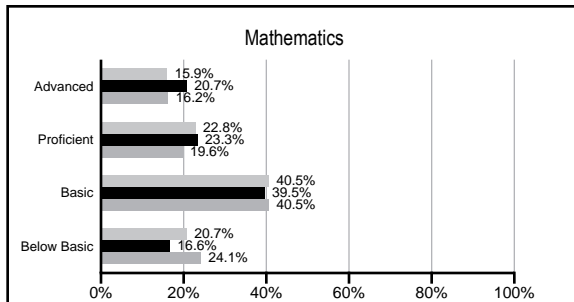
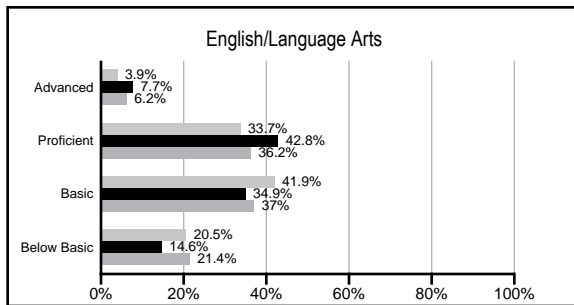
ABSOLUTE RATINGS OF ELEMENTARY SCHOOLS WITH STUDENTS LIKE OURS*

EXCELLENT	GOOD	AVERAGE	BELOW AVERAGE	AT-RISK
1	34	57	3	0

* Ratings are calculated with data available by 02/17/2009. Schools with Students like Ours are Elementary Schools with poverty indices of no more than 5% above or below the index for this school.

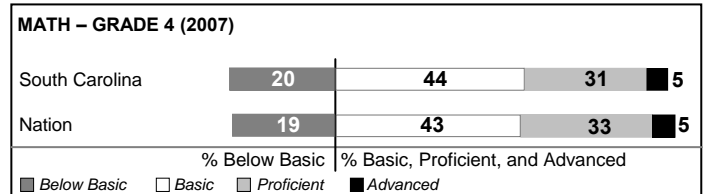
PACT PERFORMANCE

Our School
 Elementary Schools with Students Like Ours
 Elementary schools statewide



NAEP PERFORMANCE*

* Performance reported for SC and nation, data not available at school level. Percentages at NAEP Achievement Levels.



SC PERFORMANCE GOAL

2010 Goal:

By 2010, SC's student achievement will be ranked in the top half of the states nationally. To achieve this goal, we must become one of the fastest improving systems in the country.

2020 Goal: TBD

Abbreviations Key

N/A Not Applicable N/AV Not Available N/C Not Collected N/R Not Reported I/S Insufficient Sample TBD To be determined
NI Newly Identified CSI Continuing School Improvement CA Corrective Action RP Plan to Restructure R Restructure DELAY School Improvement Status HOLD School Improvement Status

Buford Elementary [Lancaster County]

SCHOOL PROFILE

	Our School	Change from Last Year	Elementary Schools with Students Like Ours	Median Elementary School
Students (n=914)				
Retention rate	3.5%	Up from 3.0%	2.1%	2.3%
Attendance rate	95.7%	No Change	96.4%	96.3%
Eligible for gifted and talented	11.0%	Down from 12.4%	13.6%	10.4%
With disabilities other than speech	5.5%	Up from 4.3%	7.3%	7.5%
Out-of-school suspensions or expulsions for violent &/or criminal offenses	0.0%	Down from 0.1%	0.0%	0.0%
Teachers (n=55)				
Teachers with advanced degrees	45.5%	Down from 47.2%	56.0%	56.7%
Continuing contract teachers	74.5%	Down from 81.1%	78.6%	77.3%
Teachers with emergency or provisional certificates	2.1%	Up from 0.0%	0.0%	0.0%
Teachers returning from previous year	92.6%	Down from 93.1%	88.8%	86.4%
Teacher attendance rate	94.3%	Up from 93.6%	94.9%	94.9%
Average teacher salary	\$45,414	Up 4.9%	\$46,064	\$45,345
Classes not taught by highly qualified teachers	1.5%	Up from 0.0%	0.0%	0.0%
School				
Principal's years at school	9.0	Up from 8.0	5.0	4.0
Student-teacher ratio in core subjects	21.6 to 1	Down from 22.1 to 1	19.3 to 1	18.5 to 1
Prime instructional time	87.8%	Up from 87.5%	90.1%	89.8%
Opportunities in the arts	Good	No Change	Good	Good
SACS accreditation	Yes	No Change	Yes	Yes
Character development program	Good	Up from Average	Excellent	Excellent
Dollars spent per pupil*	\$4,936	Up 10.7%	\$6,399	\$7,052
Percent of expenditures for instruction*	75.2%	Up from 74.9%	69.9%	69.1%
Percent of expenditures for teacher salaries*	70.7%	Up from 70.2%	65.5%	64.2%
% of AYP objectives met	90.5%		92.3%	85.7%

* Prior year audited financial data available.

EVALUATION RESULTS

	Teachers	Students*	Parents*
Number of surveys returned	48	135	67
Percent satisfied with learning environment	89.1%	88.1%	82.8%
Percent satisfied with social and physical environment	89.6%	87.4%	86.6%
Percent satisfied with school-home relations	93.6%	88.9%	84.6%

*Only students at the highest elementary school grade level at this school and their parents were included.

REPORT OF PRINCIPAL AND SCHOOL IMPROVEMENT COUNCIL

Instructional improvement and student achievement continued to be our focus for the 2007-2008 school year. We concentrated on programs that will increase the number of students scoring mastery of the South Carolina Standards for kindergarten through second grades, as well as increasing the number of third through fifth grade students scoring at the proficient and advanced performance levels on the Palmetto Achievement Challenge Tests (PACT).

In our efforts to improve student academic achievement, teachers continue to learn current "best practices" aimed at teaching language arts, math, science, and social studies through district and school sponsored staff development, guest consultants, and attendance at conferences and workshops. Additionally, coaching is provided by our school-based math and language arts lead teachers.

We continued to use Measures of Academic Progress (MAP) and DIBELS (Dynamic Indicators of Basic Early Literacy Skills) as benchmark assessment tools. Based on these assessment results, we utilized the best practice of "differentiated instruction" to meet the diverse instructional needs of our students. Programs provided to address these areas of need included Everyday Math, Open Court Reading, RIT Time, after-school programs, summer school, as well as the use of technology (Smartboard, Math-in-A-Flash, Everyday Math Games, Open Court online Assessment). For our younger students, kindergarten, first, and second, we use literacy groups, Reading Recovery strategies, and the Fast ForWord computer program.

As always, parents, the community, PTO, and the School Improvement Council supported our efforts in meeting the needs of our large student population. Opportunities for parent involvement included Family Nights, Career Month presentations, and volunteering. A new initiative added this year was the Early Childhood Family Night for the 2008-2009 kindergarten students. Four sessions were provided for parents and incoming kindergarten students.

We had several noteworthy achievements during the 2007-2008 school year. First, Mrs. Angela Steele, second grade teacher, was selected as the Lancaster County School District Teacher of the Year in the First to Three Year category. Nine of our fifth grade students received recognition for outstanding academic achievement throughout their elementary school years. Six hundred and eleven students participated in the Super Reader school-wide incentive reading program. Seven teachers received grants to implement programs within their classroom. Our school received the South Carolina Mathematics & Science Unit Coaching Grant to be implemented in the 2008-2009 school year.

We are grateful for the support of our community and school family and eagerly plan for the upcoming school year as we anticipate another wonderful year.

Sandra Jones-Izzard, Principal
Crystal Kirkley, School Improvement Council Chairman

Comprehensive detail, including definitions of rating, performance criteria, and explanations of status, is available on www.ed.sc.gov and www.eoc.sc.gov as well as school and school district websites.

Printed versions are available from school districts upon request.

Abbreviations Key

N/A Not Applicable N/AV Not Available N/C Not Collected N/R Not Reported I/S Insufficient Sample TBD To be determined

NI Newly Identified CSI Continuing School Improvement CA Corrective Action RP Plan to Restructure R Restructure DELAY School Improvement Status HOLD School Improvement Status