



SC Annual School Report Card Summary

Brooklyn Springs Elementary
Lancaster County

Grades: K-5 Enrollment: 565
Principal: Gwen Hinson-Minor
Superintendent: Richard E. Moore
Board Chair: Charlene McGriff

PERFORMANCE

Comprehensive detail, including definitions of ratings, performance criteria, and explanations of status, is available on www.ed.sc.gov and www.eoc.sc.gov as well as school and school district websites. Printed versions are available from school districts upon request.

YEAR	ABSOLUTE RATING	GROWTH RATING	PALMETTO GOLD/SILVER AWARD	AYP STATUS	NCLB IMPROVEMENT STATUS
2008	Below Average	Average	TBD	Not Met	CSI
2007	Below Average	Below Average	N/A	Not Met	NI-HOLD
2006	Below Average	Below Average	Silver	Not Met	NI

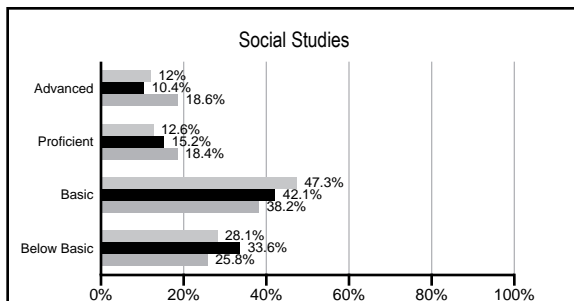
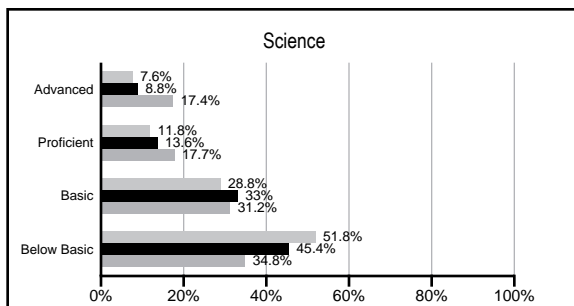
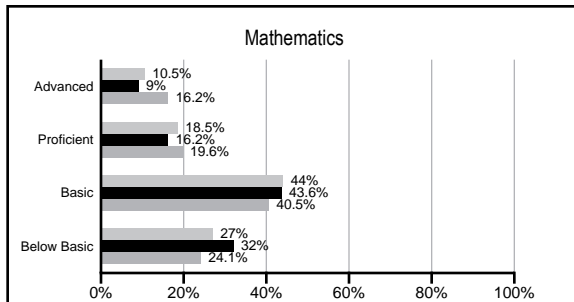
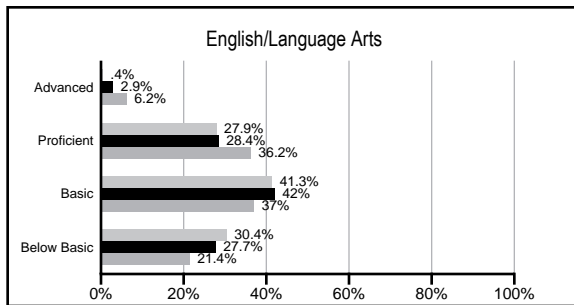
ABSOLUTE RATINGS OF ELEMENTARY SCHOOLS WITH STUDENTS LIKE OURS*

EXCELLENT	GOOD	AVERAGE	BELOW AVERAGE	AT-RISK
0	0	17	61	13

* Ratings are calculated with data available by 02/17/2009. Schools with Students like Ours are Elementary Schools with poverty indices of no more than 5% above or below the index for this school.


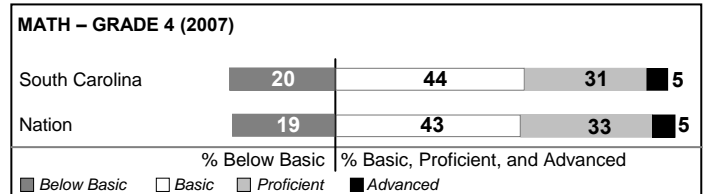
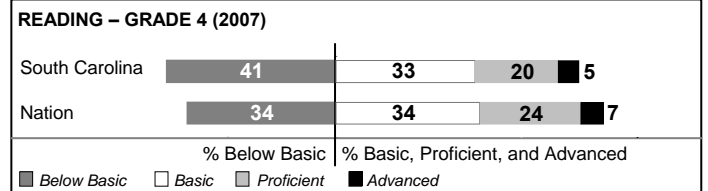
PACT PERFORMANCE

Our School Elementary Schools with Students Like Ours Elementary schools statewide



NAEP PERFORMANCE*

* Performance reported for SC and nation, data not available at school level. Percentages at NAEP Achievement Levels.



SC PERFORMANCE GOAL

2010 Goal:

By 2010, SC's student achievement will be ranked in the top half of the states nationally. To achieve this goal, we must become one of the fastest improving systems in the country.

2020 Goal: TBD

Abbreviations Key

N/A Not Applicable N/AV Not Available N/C Not Collected N/R Not Reported I/S Insufficient Sample TBD To be determined
NI Newly Identified CSI Continuing School Improvement CA Corrective Action RP Plan to Restructure R Restructure DELAY School Improvement Status HOLD School Improvement Status

Brooklyn Springs Elementary [Lancaster County]

SCHOOL PROFILE

	Our School	Change from Last Year	Elementary Schools with Students Like Ours	Median Elementary School
Students (n=565)				
Retention rate	4.0%	Up from 2.3%	2.9%	2.3%
Attendance rate	95.7%	Down from 96.0%	96.0%	96.3%
Eligible for gifted and talented	6.5%	Down from 7.5%	6.3%	10.4%
With disabilities other than speech	9.5%	Up from 7.3%	8.9%	7.5%
Out-of-school suspensions or expulsions for violent &/or criminal offenses	1.6%	Up from 0.7%	0.0%	0.0%
Teachers (n=41)				
Teachers with advanced degrees	63.4%	Up from 60.0%	54.7%	56.7%
Continuing contract teachers	78.0%	Down from 80.0%	73.2%	77.3%
Teachers with emergency or provisional certificates	2.9%	No Change	0.0%	0.0%
Teachers returning from previous year	87.9%	Down from 89.7%	85.4%	86.4%
Teacher attendance rate	95.5%	Down from 95.7%	94.9%	94.9%
Average teacher salary	\$47,547	Up 4.3%	\$44,280	\$45,345
Classes not taught by highly qualified teachers	4.9%	Up from 4.3%	0.0%	0.0%
School				
Principal's years at school	3.0	Up from 2.0	3.0	4.0
Student-teacher ratio in core subjects	18.4 to 1	Down from 18.6 to 1	17.9 to 1	18.5 to 1
Prime instructional time	89.2%	Down from 90.6%	89.0%	89.8%
Opportunities in the arts	Good	No Change	Good	Good
SACS accreditation	Yes	No Change	Yes	Yes
Character development program	Good	Up from Average	Excellent	Excellent
Dollars spent per pupil*	\$7,368	Up 12.6%	\$7,517	\$7,052
Percent of expenditures for instruction*	71.9%	Up from 71.7%	69.1%	69.1%
Percent of expenditures for teacher salaries*	67.3%	Down from 69.5%	63.4%	64.2%
% of AYP objectives met	75.9%		76.9%	85.7%

* Prior year audited financial data available.

EVALUATION RESULTS

	Teachers	Students*	Parents*
Number of surveys returned	42	75	58
Percent satisfied with learning environment	92.9%	88.0%	89.3%
Percent satisfied with social and physical environment	95.2%	83.8%	76.8%
Percent satisfied with school-home relations	78.6%	85.1%	87.5%

*Only students at the highest elementary school grade level at this school and their parents were included.

REPORT OF PRINCIPAL AND SCHOOL IMPROVEMENT COUNCIL

At Brooklyn Springs Elementary, we always set the bar high in our attempt to increase student achievement. We offer a variety of programs to meet the needs of all learners. We continue to use SRA's Open Court Reading Program as the foundation of our English language arts instruction. In addition to the core program, teachers supplement with Language for Learning, Reading Mastery, and Corrective Reading. We differentiate instruction in our classroom for students by using workshop in Open Court. We use McGraw Hill's Everyday Math as the foundation for our math instruction. This year, we purchased Everyday Math games on the computer. Technology was used to engage students on the computers and in groups utilizing our classroom SmartBoards. We further enhanced the reading and math programs at Brooklyn Springs through the use of data analysis to form RIT band groups based on MAP scores.

Home-School relationships continued to be a priority for us at Brooklyn Springs. We have an open door policy and encourage our parents to take an active role in their child's education. We currently have a full-time parent coordinator who works to create positive relationships between the home and school. In addition, Brooklyn Springs has Home Literacy Trail, an adult literacy program, funded by the J. Marion Sims Foundation. This program is in its fifth year and offers parent workshops, computer-based learning programs, English classes, and parent resources.

Brooklyn Springs PTA and SIC worked hand-in-hand to positively impact our school by providing books and tests for our Reading Counts Program, by purchasing computer-based math games to support our Everyday Math Series, and by providing incentives to recognize our students' hard work and achievement in the classroom each six weeks. In addition, the PTA and SIC sponsored a fall festival where the community, school staff, and students and their families could come together for fun, games, and fellowship.

The faculty and students of Brooklyn Springs received several awards, certificates, and grants. A fifth grader received the South Carolina Governor's Citizenship Award, four fifth graders received American Citizenship Awards, seventeen fifth graders received Presidential Educational Awards, and twelve fourth and fifth graders were identified by the Duke University Talent Identification Program. Two teachers received National Board Certification, several teachers were awarded J. Marion Sims Teacher Pet Grants, and one teacher received the South Carolina Mathematics and Science Unit Coaching Initiative in the spring of 2008.

Our students, teachers, parents, business partners, and community members continue to enrich our school in many ways as we strive to encourage lifelong learning.

Gwen Hinson-Minor, Principal
Kemesha C. Lowery, School Improvement Council Chairperson

Comprehensive detail, including definitions of rating, performance criteria, and explanations of status, is available on www.ed.sc.gov and www.eoc.sc.gov as well as school and school district websites.

Printed versions are available from school districts upon request.

Abbreviations Key

N/A Not Applicable N/AV Not Available N/C Not Collected N/R Not Reported I/S Insufficient Sample TBD To be determined

NI Newly Identified CSI Continuing School Improvement CA Corrective Action RP Plan to Restructure R Restructure DELAY School Improvement Status HOLD School Improvement Status