



# SC Annual School Report Card Summary

**Doby's Mill Elementary**  
**Kershaw County**  
**Grades: PK-5**      **Enrollment: 734**  
**Principal: Virginia K. Catoe**  
**Superintendent: Dr. Frank E. Morgan**  
**Board Chair: Joseph Dorton, Jr.**

## PERFORMANCE

Comprehensive detail, including definitions of ratings, performance criteria, and explanations of status, is available on [www.ed.sc.gov](http://www.ed.sc.gov) and [www.eoc.sc.gov](http://www.eoc.sc.gov) as well as school and school district websites. Printed versions are available from school districts upon request.

YEAR	ABSOLUTE RATING	GROWTH RATING	PALMETTO GOLD/SILVER AWARD	AYP STATUS	NCLB IMPROVEMENT STATUS
2008	Good	Average	TBD	Met	N/A
2007	Average	Average	N/A	Met	N/A
2006	Good	Below Average	N/A	Not Met	N/A

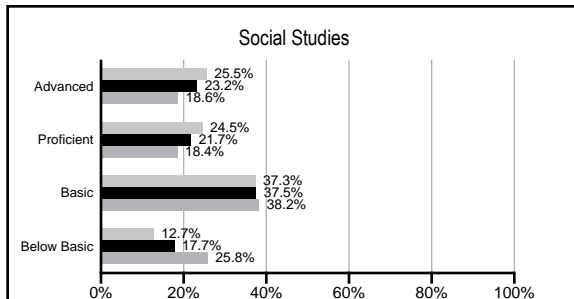
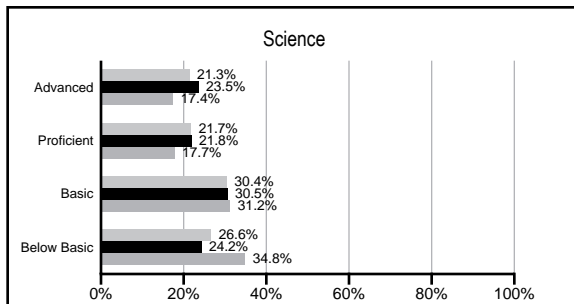
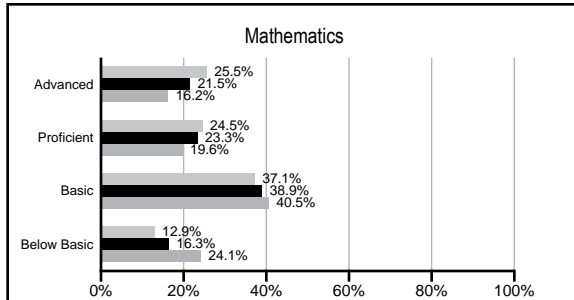
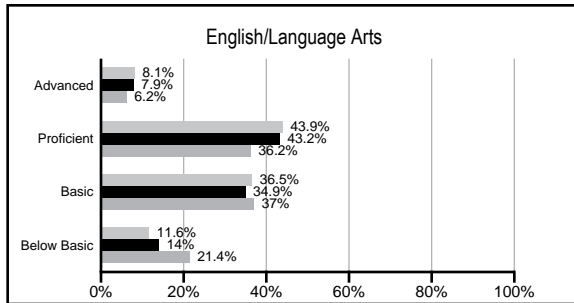
## ABSOLUTE RATINGS OF ELEMENTARY SCHOOLS WITH STUDENTS LIKE OURS\*

EXCELLENT	GOOD	AVERAGE	BELOW AVERAGE	AT-RISK
2	33	54	3	0

\* Ratings are calculated with data available by 02/17/2009. Schools with Students like Ours are Elementary Schools with poverty indices of no more than 5% above or below the index for this school.

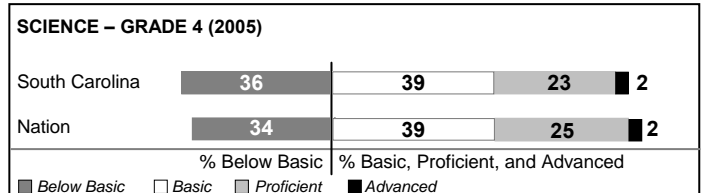

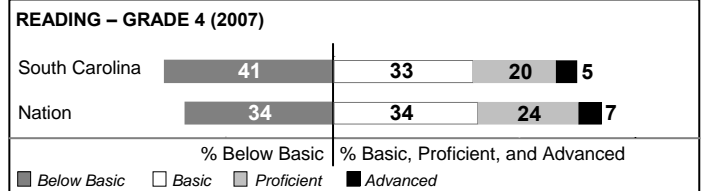
## PACT PERFORMANCE

Our School
  Elementary Schools with Students Like Ours
  Elementary schools statewide



## NAEP PERFORMANCE\*

\* Performance reported for SC and nation, data not available at school level. Percentages at NAEP Achievement Levels.



## SC PERFORMANCE GOAL

2010 Goal:

*By 2010, SC's student achievement will be ranked in the top half of the states nationally. To achieve this goal, we must become one of the fastest improving systems in the country.*

2020 Goal: TBD

### Abbreviations Key

N/A Not Applicable N/AV Not Available N/C Not Collected N/R Not Reported I/S Insufficient Sample TBD To be determined  
 NI Newly Identified CSI Continuing School Improvement CA Corrective Action RP Plan to Restructure R Restructure DELAY School Improvement Status HOLD School Improvement Status

# Doby's Mill Elementary [Kershaw County]

## SCHOOL PROFILE

	Our School	Change from Last Year	Elementary Schools with Students Like Ours	Median Elementary School
<b>Students (n=734)</b>				
Retention rate	2.5%	Up from 1.8%	2.1%	2.3%
Attendance rate	95.0%	Down from 96.6%	96.4%	96.3%
Eligible for gifted and talented	31.4%	Down from 31.7%	14.6%	10.4%
With disabilities other than speech	4.7%	Down from 4.9%	7.0%	7.5%
Out-of-school suspensions or expulsions for violent &/or criminal offenses	0.0%	No Change	0.0%	0.0%
<b>Teachers (n=44)</b>				
Teachers with advanced degrees	75.0%	Up from 73.2%	57.1%	56.7%
Continuing contract teachers	79.5%	Up from 73.2%	79.7%	77.3%
Teachers with emergency or provisional certificates	0.0%	No Change	0.0%	0.0%
Teachers returning from previous year	96.3%	Up from 85.4%	89.2%	86.4%
Teacher attendance rate	95.4%	Up from 94.8%	94.9%	94.9%
Average teacher salary	\$47,003	Up 12.4%	\$46,138	\$45,345
Classes not taught by highly qualified teachers	2.2%	Up from 2.1%	0.0%	0.0%
<b>School</b>				
Principal's years at school	1.0	Down from 5.0	5.0	4.0
Student-teacher ratio in core subjects	20.2 to 1	Down from 22.0 to 1	19.3 to 1	18.5 to 1
Prime instructional time	87.0%	Down from 88.2%	90.2%	89.8%
Opportunities in the arts	Good	No Change	Good	Good
SACS accreditation	Yes	No Change	Yes	Yes
Character development program	Excellent	No Change	Excellent	Excellent
Dollars spent per pupil*	\$5,317	Down 5.7%	\$6,412	\$7,052
Percent of expenditures for instruction*	71.2%	Up from 70.6%	69.6%	69.1%
Percent of expenditures for teacher salaries*	67.9%	Up from 67.3%	65.7%	64.2%
% of AYP objectives met	100.0%		92.3%	85.7%

\* Prior year audited financial data available.

## EVALUATION RESULTS

	Teachers	Students*	Parents*
Number of surveys returned	44	89	74
Percent satisfied with learning environment	97.7%	91.0%	97.3%
Percent satisfied with social and physical environment	100.0%	87.6%	98.6%
Percent satisfied with school-home relations	100.0%	93.3%	98.6%

\*Only students at the highest elementary school grade level at this school and their parents were included.

## REPORT OF PRINCIPAL AND SCHOOL IMPROVEMENT COUNCIL

As a Palmetto's Finest School, it is clear we are "Anchored in Excellence." In the fall of 2007, we were a recipient of the Blue Ribbon Lighthouse School of Excellence Award. Betsy Long was awarded the South Carolina Media Specialist of the Year by SCASL. Our DME Chorus received a "Superior" rating at the Carowind's State and National Choral Festival. Our Techno Dolphins were winners of the Lego Robotic State "Champion Award" and earned 2nd place in "Robot Design" at the First Lego League State Competition at Clemson University. They traveled to Minnesota and won the "Team Spirit" award. Twenty-eight teachers received grants for innovative programs, and eleven teachers hold National Board certification. Angela Fomby was selected Teacher of the Year, and Wynde Clark was named Reading Teacher of the Year.

More than 760 students and 75 staff members call DME home. Innovative academic programs, such as the DIVE Club, Academy, various technology clubs, and the Yamaha Keyboard lab have offered students unique learning opportunities. All children have benefited from classes in art, music, library, and physical education. Our veteran staff is highly qualified under NCLB regulations; most have advanced degrees. Our faculty's intrinsic work ethic and professionalism is evidenced by students' high standardized test scores and high academic achievement, and 100% of our staff involved themselves in professional development this year. An on-site after school care program, PEP, provides a vital service to children of working parents. Our child-centered school enables us to become closely acquainted with our students and their families.

Our PTA has coordinated volunteer and fundraising efforts to meet and enhance yearly instructional goals. Our award-winning SIC communicated with administrators to set benchmarks and advocate for local, state, and national educational reform efforts in an effort to ensure that our school meets state and district goals. DME prides itself in diverse student performances, service projects, SCUBA, iPod Buds, Jr. Beta Club, I Love Science Days, Hooray for History Days, Family Reading/Walking Nights, SWIM Club, and the first annual Health and Fitness Fair. Nineteen students participated in local and state Special Olympics. A beautiful koi pond, gazebo, and music garden enhance the beauty of our school and add a peaceful setting for reading, reflection, and research. Truly, it is evident that DME is an educational treasure chest!

DME, Home of the Dolphins, is a school that prides itself on meeting the needs of all its students. Stop in to "Catch the Wave" as we continue our "Journey to Success!"

Virginia K. Catoe, Principal  
Vinson Rivers, SIC Chairperson

Comprehensive detail, including definitions of rating, performance criteria, and explanations of status, is available on [www.ed.sc.gov](http://www.ed.sc.gov) and [www.eoc.sc.gov](http://www.eoc.sc.gov) as well as school and school district websites.

Printed versions are available from school districts upon request.

### Abbreviations Key

N/A Not Applicable N/AV Not Available N/C Not Collected N/R Not Reported I/S Insufficient Sample TBD To be determined  
NI Newly Identified CSI Continuing School Improvement CA Corrective Action RP Plan to Restructure R Restructure DELAY School Improvement Status HOLD School Improvement Status