



SC Annual School Report Card Summary

Wateree Elementary
Kershaw County

Grades: PK-5

Enrollment: 672

Principal: Janice K. Wood

Superintendent: Dr. Frank E. Morgan

Board Chair: Joseph Dorton, Jr.

PERFORMANCE

Comprehensive detail, including definitions of ratings, performance criteria, and explanations of status, is available on www.ed.sc.gov and www.eoc.sc.gov as well as school and school district websites. Printed versions are available from school districts upon request.

YEAR	ABSOLUTE RATING	GROWTH RATING	PALMETTO GOLD/SILVER AWARD	AYP STATUS	NCLB IMPROVEMENT STATUS
2008	Average	At-Risk	TBD	Not Met	N/A
2007	Average	At-Risk	N/A	Not Met	N/A
2006	Average	Below Average	N/A	Met	N/A

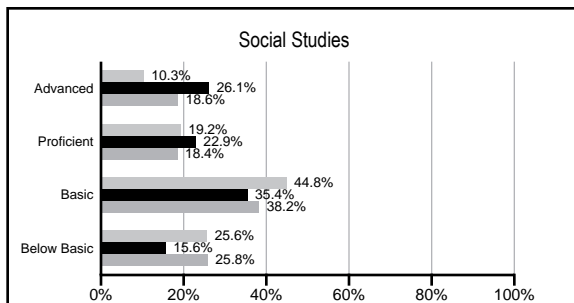
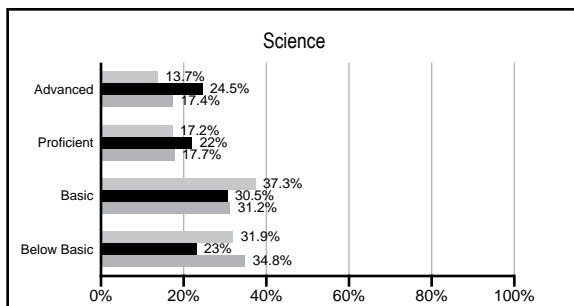
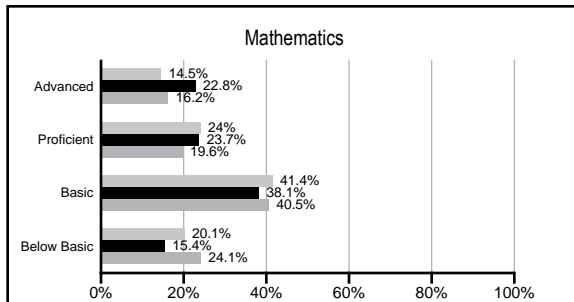
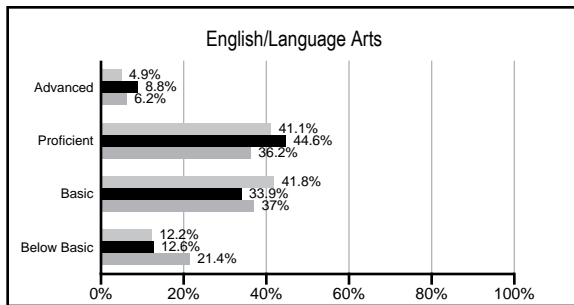
ABSOLUTE RATINGS OF ELEMENTARY SCHOOLS WITH STUDENTS LIKE OURS*

EXCELLENT	GOOD	AVERAGE	BELOW AVERAGE	AT-RISK
4	27	40	0	0

* Ratings are calculated with data available by 02/17/2009. Schools with Students like Ours are Elementary Schools with poverty indices of no more than 5% above or below the index for this school.

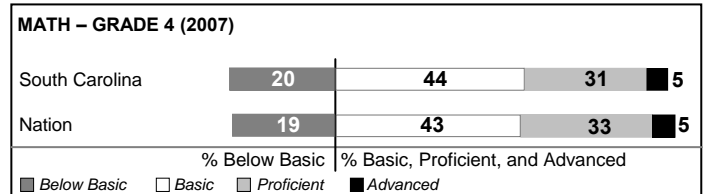
PACT PERFORMANCE

Our School
 Elementary Schools with Students Like Ours
 Elementary schools statewide



NAEP PERFORMANCE*

* Performance reported for SC and nation, data not available at school level. Percentages at NAEP Achievement Levels.



SC PERFORMANCE GOAL

2010 Goal:

By 2010, SC's student achievement will be ranked in the top half of the states nationally. To achieve this goal, we must become one of the fastest improving systems in the country.

2020 Goal: TBD

Abbreviations Key

N/A Not Applicable N/AV Not Available N/C Not Collected N/R Not Reported I/S Insufficient Sample TBD To be determined
NI Newly Identified CSI Continuing School Improvement CA Corrective Action RP Plan to Restructure R Restructure DELAY School Improvement Status HOLD School Improvement Status

Wateree Elementary [Kershaw County]

SCHOOL PROFILE

	Our School	Change from Last Year	Elementary Schools with Students Like Ours	Median Elementary School
Students (n=672)				
Retention rate	2.5%	Up from 1.6%	1.8%	2.3%
Attendance rate	95.3%	Down from 96.1%	96.5%	96.3%
Eligible for gifted and talented	17.9%	Down from 19.2%	18.0%	10.4%
With disabilities other than speech	5.3%	Down from 6.5%	6.6%	7.5%
Out-of-school suspensions or expulsions for violent &/or criminal offenses	0.3%	Up from 0.0%	0.0%	0.0%
Teachers (n=36)				
Teachers with advanced degrees	77.8%	Up from 73.5%	61.0%	56.7%
Continuing contract teachers	91.7%	Up from 91.2%	80.3%	77.3%
Teachers with emergency or provisional certificates	0.0%	No Change	0.0%	0.0%
Teachers returning from previous year	94.5%	Up from 91.3%	88.0%	86.4%
Teacher attendance rate	94.8%	Down from 95.6%	94.9%	94.9%
Average teacher salary	\$48,737	Up 5.5%	\$46,861	\$45,345
Classes not taught by highly qualified teachers	2.5%	Down from 4.6%	0.0%	0.0%
School				
Principal's years at school	6.0	Up from 0.0	3.5	4.0
Student-teacher ratio in core subjects	22.9 to 1	Up from 20.9 to 1	19.5 to 1	18.5 to 1
Prime instructional time	87.9%	Down from 88.8%	90.2%	89.8%
Opportunities in the arts	Good	No Change	Good	Good
SACS accreditation	Yes	No Change	Yes	Yes
Character development program	Good	No Change	Excellent	Excellent
Dollars spent per pupil*	\$5,382	Down 5.0%	\$6,542	\$7,052
Percent of expenditures for instruction*	69.9%	Down from 70.1%	69.9%	69.1%
Percent of expenditures for teacher salaries*	68.1%	Down from 68.3%	66.7%	64.2%
% of AYP objectives met	82.4%		90.5%	85.7%

* Prior year audited financial data available.

EVALUATION RESULTS

	Teachers	Students*	Parents*
Number of surveys returned	32	93	39
Percent satisfied with learning environment	59.4%	66.7%	81.6%
Percent satisfied with social and physical environment	67.7%	51.1%	73.7%
Percent satisfied with school-home relations	93.5%	76.1%	84.2%

*Only students at the highest elementary school grade level at this school and their parents were included.

REPORT OF PRINCIPAL AND SCHOOL IMPROVEMENT COUNCIL

Wateree Elementary stakeholders have made every effort to foster a safe and nurturing school climate that encourages excellence for every student during the 2007-2008 school year. Our motto is, "Children First...A Cardinal Investment." We expect continuous student improvement as we focus on targeted specific instructional goals.

Our School Renewal Plan's goals emphasize student achievement, good character, and increased parent/community involvement. A dedicated, talented, highly-qualified instructional staff is vital to our school's progress. This year four teachers received National Board Certification (8 total) and over \$7000 in teacher grants were funded.

The implementation of instructional initiatives enhances teaching and learning. The Measures of Academic Progress (MAP) results were fundamental in guiding differentiated instruction and identifying instructional focus groups in grades 2-5. Teachers in grades K-1 used Dynamic Indicators of Basic Early Literacy Skills (DIBELS) results. Each grade level determined their ELA or math academic need, and planned hands-on enrichment and remediation instruction. The after-school Extended Day Program, a district-funded twelve week remediation program, was offered once a week to all students in grades 2-5 scoring Basic or below in Math/ELA on the most recent PACT or MAP. Our Science Coach continues to oversee our Believing, Understanding, and Growing in Science program and offer science kit training.

Educational opportunities outside the traditional classroom include standards-based field studies, Math-Science Nights, Kindergarten Parent Workshop, Book-It and Accelerated Reading goal celebrations, Awards Days, service learning projects, and our talent show and district chorus experiences for older students.

Our PTO, SIC, family volunteers, and community business friends impart endless support. The PTO fundraising efforts, such as the proceeds from individual family contributions and Market Day and Cookie Dough sales, helped to purchase necessary materials and playground equipment. Student success is promoted by our SIC. This year our SIC started a campaign to secure donations for school supplies and materials to be distributed to students on an as-needed basis. Our valued business friends and parents were very supportive.

Ongoing is the challenge of affording our school access to the latest technological advances. We have one technology lab with 29 computers, which limits instruction during the MAP administrations, and three SMARTBoards, limiting access to the instructional innovation of this interactive, electronic whiteboard. Our school and district continue to seek funding.

The students at Wateree are reminded every day to "dream, discover, and achieve!" Wateree is proud to have a dedicated team of stakeholders who all work together to educate and sustain quality educational experiences for every child.

Kristin Barrett, SIC Chair

Comprehensive detail, including definitions of rating, performance criteria, and explanations of status, is available on www.ed.sc.gov and www.eoc.sc.gov as well as school and school district websites.

Printed versions are available from school districts upon request.

Abbreviations Key

N/A Not Applicable N/AV Not Available N/C Not Collected N/R Not Reported I/S Insufficient Sample TBD To be determined
 NI Newly Identified CSI Continuing School Improvement CA Corrective Action RP Plan to Restructure R Restructure DELAY School Improvement Status HOLD School Improvement Status