



# SC Annual School Report Card Summary

Midway Elementary  
Kershaw County

Grades: PK-5

Enrollment: 396

Principal: Jewell R. Stanley

Superintendent: Dr. Frank E. Morgan

Board Chair: Joseph Dorton, Jr.

## PERFORMANCE

Comprehensive detail, including definitions of ratings, performance criteria, and explanations of status, is available on [www.ed.sc.gov](http://www.ed.sc.gov) and [www.eoc.sc.gov](http://www.eoc.sc.gov) as well as school and school district websites. Printed versions are available from school districts upon request.

YEAR	ABSOLUTE RATING	GROWTH RATING	PALMETTO GOLD/SILVER AWARD	AYP STATUS	NCLB IMPROVEMENT STATUS
2008	Below Average	At-Risk	TBD	Not Met	NI
2007	Below Average	Good	Silver	Not Met	N/A
2006	Below Average	Good	N/A	Met	N/A

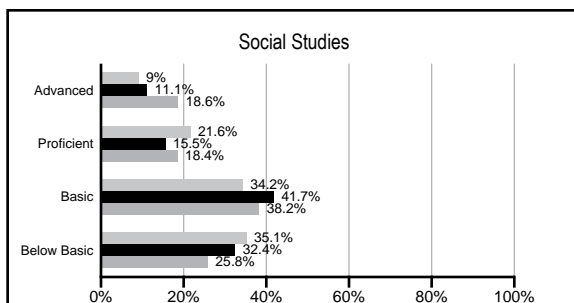
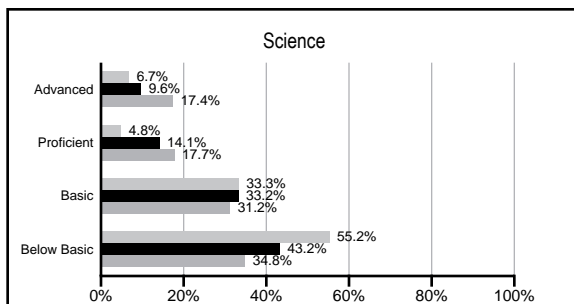
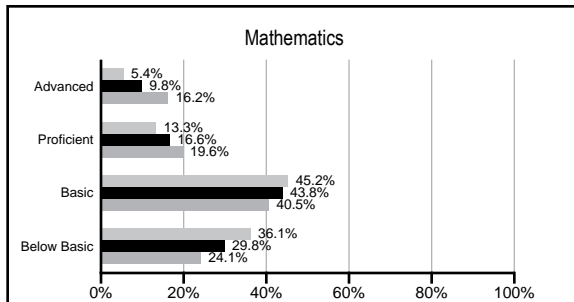
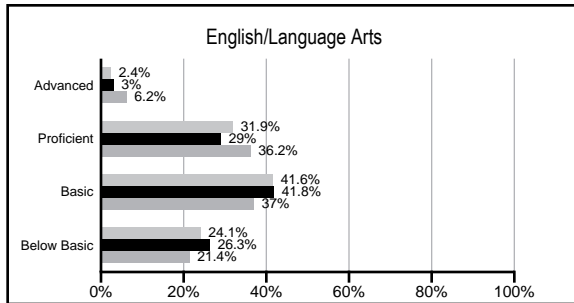
## ABSOLUTE RATINGS OF ELEMENTARY SCHOOLS WITH STUDENTS LIKE OURS\*

EXCELLENT	GOOD	AVERAGE	BELOW AVERAGE	AT-RISK
0	0	21	61	10

\* Ratings are calculated with data available by 02/17/2009. Schools with Students like Ours are Elementary Schools with poverty indices of no more than 5% above or below the index for this school.

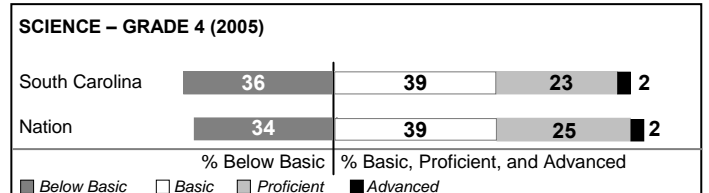
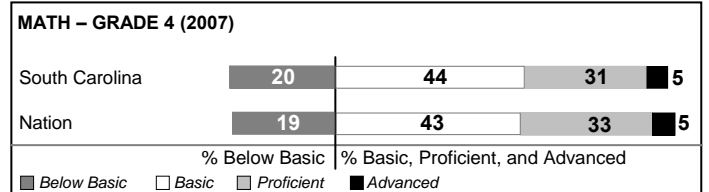
## PACT PERFORMANCE

Our School    Elementary Schools with Students Like Ours    Elementary schools statewide



## NAEP PERFORMANCE\*

\* Performance reported for SC and nation, data not available at school level. Percentages at NAEP Achievement Levels.



## SC PERFORMANCE GOAL

2010 Goal:

*By 2010, SC's student achievement will be ranked in the top half of the states nationally. To achieve this goal, we must become one of the fastest improving systems in the country.*

2020 Goal: TBD

### Abbreviations Key

N/A Not Applicable N/AV Not Available N/C Not Collected N/R Not Reported I/S Insufficient Sample TBD To be determined  
NI Newly Identified CSI Continuing School Improvement CA Corrective Action RP Plan to Restructure R Restructure DELAY School Improvement Status HOLD School Improvement Status

# Midway Elementary [Kershaw County]

## SCHOOL PROFILE

	Our School	Change from Last Year	Elementary Schools with Students Like Ours	Median Elementary School
<b>Students (n=396)</b>				
Retention rate	3.9%	Down from 4.8%	2.9%	2.3%
Attendance rate	96.0%	Up from 95.8%	96.0%	96.3%
Eligible for gifted and talented	8.6%	Down from 9.4%	6.2%	10.4%
With disabilities other than speech	8.6%	Up from 7.6%	8.0%	7.5%
Out-of-school suspensions or expulsions for violent &/or criminal offenses	0.5%	Up from 0.0%	0.0%	0.0%
<b>Teachers (n=27)</b>				
Teachers with advanced degrees	51.9%	Up from 48.0%	54.1%	56.7%
Continuing contract teachers	70.4%	Down from 92.0%	71.6%	77.3%
Teachers with emergency or provisional certificates	0.0%	No Change	0.0%	0.0%
Teachers returning from previous year	83.2%	Down from 86.8%	84.8%	86.4%
Teacher attendance rate	94.3%	Down from 94.9%	94.9%	94.9%
Average teacher salary	\$50,233	Up 4.1%	\$44,191	\$45,345
Classes not taught by highly qualified teachers	3.0%	Up from 0.0%	0.0%	0.0%
<b>School</b>				
Principal's years at school	6.0	Up from 5.0	3.5	4.0
Student-teacher ratio in core subjects	18.5 to 1	Down from 19.0 to 1	17.1 to 1	18.5 to 1
Prime instructional time	88.2%	Up from 88.0%	89.1%	89.8%
Opportunities in the arts	Good	No Change	Good	Good
SACS accreditation	Yes	No Change	Yes	Yes
Character development program	Good	No Change	Excellent	Excellent
Dollars spent per pupil*	\$7,068	Up 2.7%	\$7,685	\$7,052
Percent of expenditures for instruction*	70.5%	No Change	69.1%	69.1%
Percent of expenditures for teacher salaries*	64.7%	Up from 64.6%	62.7%	64.2%
% of AYP objectives met	76.5%		76.5%	85.7%

\* Prior year audited financial data available.

## EVALUATION RESULTS

	Teachers	Students*	Parents*
Number of surveys returned	17	49	13
Percent satisfied with learning environment	82.4%	91.8%	92.3%
Percent satisfied with social and physical environment	94.1%	87.8%	69.2%
Percent satisfied with school-home relations	82.4%	89.8%	84.6%

\*Only students at the highest elementary school grade level at this school and their parents were included.

## REPORT OF PRINCIPAL AND SCHOOL IMPROVEMENT COUNCIL

Midway Elementary's faculty and staff seek to create a warm, family-like atmosphere for our students, parents, and community. The mission of Midway Elementary School, in collaboration with the home and the community, is to develop each individual's uniqueness and to prepare confident, technologically proficient, lifelong learners by providing challenging educational experiences in a safe environment.

To ensure the academic success of our students, we offered several programs geared to their needs. We continued to use SOAR to Success and Early Success programs to promote literacy. SOAR to Success is a small group intervention program designed to improve reading comprehension for struggling readers in third through fifth grade. Early Success is a small group intervention program designed to improve phonemic awareness and comprehension for students in first and second grades.

Our faculty and staff are committed to improving our efforts to increase student achievement. Teachers participated in a variety of professional development opportunities in order to create innovative and challenging classrooms. Our teachers received additional support from a full-time science and technology curriculum coach. Teachers met with the coach regularly to discuss South Carolina Standards and teaching strategies that integrate technology and to incorporate more hands-on science in the classroom. The Kershaw County School District has implemented a major technology initiative. Midway Elementary has purchased Smartboards, digital projectors, and laptops for every classroom through Title I and Alternative Technical Assistance funds. Our school continued to use different modules of Investigations in Number, Space, and Data in kindergarten through fifth grade. Investigations is a research-based curriculum supplement designed to increase mathematical thinking. Each grade level also used FOSS Science Kits as a part of their science instruction.

Our parents are encouraged to visit our school and conference regularly with teachers. We conduct a Back to School night to familiarize parents with their child's classroom and teacher. Family Literacy Night, Family Math Nights, Science Nights, Grandparents Luncheons, Donuts for Dads, Muffins for Moms, Open House, and After-School Program are examples of family involvement activities.

Our school is undergoing a major renovation project this year. Our students will have the privilege of participating in P.E., music, and art in a new facility next year. All classrooms are getting a fresh look with tile, paint, white boards and HVAC units. In addition, a new roof will complete the school renovation project.

Midway Elementary's faculty, staff, and parents were proud to see that all of our hard work resulted in our school receiving the Palmetto Silver Award for the second consecutive year. This award was based on students' improvement on PACT scores. It is our school's desire to form a strong partnership between students, parents, and the community to make Midway Elementary School a place where each child excels.

Comprehensive detail, including definitions of rating, performance criteria, and explanations of status, is available on [www.ed.sc.gov](http://www.ed.sc.gov) and [www.eoc.sc.gov](http://www.eoc.sc.gov) as well as school and school district websites.

Printed versions are available from school districts upon request.

### Abbreviations Key

N/A Not Applicable N/AV Not Available N/C Not Collected N/R Not Reported I/S Insufficient Sample TBD To be determined  
 NI Newly Identified CSI Continuing School Improvement CA Corrective Action RP Plan to Restructure R Restructure DELAY School Improvement Status HOLD School Improvement Status