



SC Annual School Report Card Summary

Lugoff Elementary
 Kershaw County
 Grades: K-5 Enrollment: 611
 Principal: Melissa C. Lloyd
 Superintendent: Dr. Frank E. Morgan
 Board Chair: Joseph Dorton, Jr.

PERFORMANCE

Comprehensive detail, including definitions of ratings, performance criteria, and explanations of status, is available on www.ed.sc.gov and www.eoc.sc.gov as well as school and school district websites. Printed versions are available from school districts upon request.

YEAR	ABSOLUTE RATING	GROWTH RATING	PALMETTO GOLD/SILVER AWARD	AYP STATUS	NCLB IMPROVEMENT STATUS
2008	Good	Below Average	TBD	Met	N/A
2007	Good	At-Risk	N/A	Met	N/A
2006	Good	At-Risk	N/A	Met	N/A

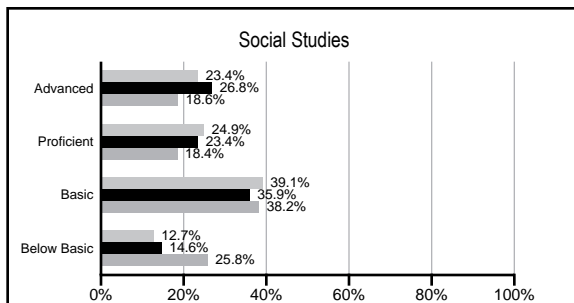
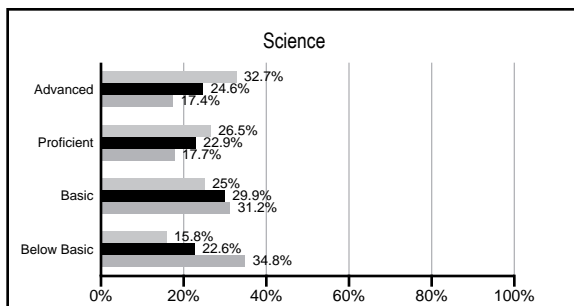
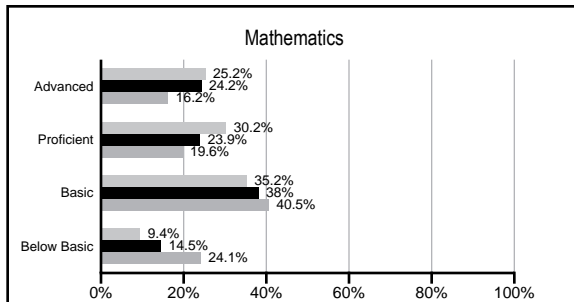
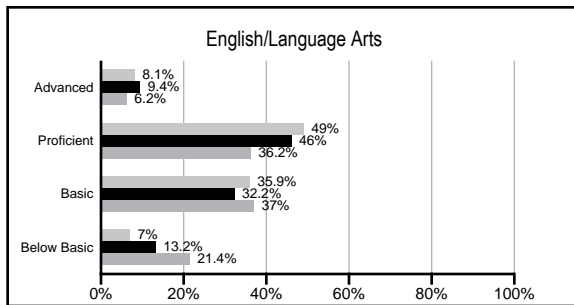
ABSOLUTE RATINGS OF ELEMENTARY SCHOOLS WITH STUDENTS LIKE OURS*

EXCELLENT	GOOD	AVERAGE	BELOW AVERAGE	AT-RISK
5	19	18	2	0

* Ratings are calculated with data available by 02/17/2009. Schools with Students like Ours are Elementary Schools with poverty indices of no more than 5% above or below the index for this school.



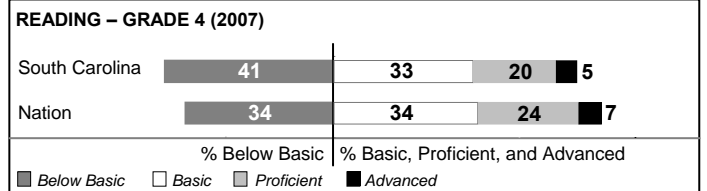
PACT PERFORMANCE

Our School
 Elementary Schools with Students Like Ours
 Elementary schools statewide



NAEP PERFORMANCE*

* Performance reported for SC and nation, data not available at school level. Percentages at NAEP Achievement Levels.



SC PERFORMANCE GOAL

2010 Goal:

By 2010, SC's student achievement will be ranked in the top half of the states nationally. To achieve this goal, we must become one of the fastest improving systems in the country.

2020 Goal: TBD

Abbreviations Key

N/A Not Applicable N/AV Not Available N/C Not Collected N/R Not Reported I/S Insufficient Sample TBD To be determined
 NI Newly Identified CSI Continuing School Improvement CA Corrective Action RP Plan to Restructure R Restructure DELAY School Improvement Status HOLD School Improvement Status

Lugoff Elementary [Kershaw County]

SCHOOL PROFILE

	Our School	Change from Last Year	Elementary Schools with Students Like Ours	Median Elementary School
Students (n=611)				
Retention rate	2.2%	Up from 2.0%	1.7%	2.3%
Attendance rate	96.0%	Down from 96.2%	96.7%	96.3%
Eligible for gifted and talented	27.2%	Up from 26.6%	18.8%	10.4%
With disabilities other than speech	6.9%	Up from 4.8%	6.9%	7.5%
Out-of-school suspensions or expulsions for violent &/or criminal offenses	0.0%	No Change	0.0%	0.0%
Teachers (n=36)				
Teachers with advanced degrees	63.9%	Up from 58.3%	60.0%	56.7%
Continuing contract teachers	91.7%	Up from 88.9%	79.6%	77.3%
Teachers with emergency or provisional certificates	0.0%	No Change	0.0%	0.0%
Teachers returning from previous year	93.4%	Up from 90.0%	88.2%	86.4%
Teacher attendance rate	94.2%	Down from 95.0%	95.3%	94.9%
Average teacher salary	\$46,799	Up 6.8%	\$46,664	\$45,345
Classes not taught by highly qualified teachers	0.0%	Down from 2.2%	0.0%	0.0%
School				
Principal's years at school	4.0	Up from 3.0	3.0	4.0
Student-teacher ratio in core subjects	20.7 to 1	Up from 20.2 to 1	20.4 to 1	18.5 to 1
Prime instructional time	87.6%	Down from 89.0%	90.4%	89.8%
Opportunities in the arts	Good	No Change	Good	Good
SACS accreditation	Yes	No Change	Yes	Yes
Character development program	Average	No Change	Excellent	Excellent
Dollars spent per pupil*	\$5,816	Up 3.8%	\$6,572	\$7,052
Percent of expenditures for instruction*	73.0%	Up from 72.8%	70.8%	69.1%
Percent of expenditures for teacher salaries*	71.0%	Up from 70.8%	66.8%	64.2%
% of AYP objectives met	100.0%		92.0%	85.7%

* Prior year audited financial data available.

EVALUATION RESULTS

	Teachers	Students*	Parents*
Number of surveys returned	35	87	37
Percent satisfied with learning environment	88.6%	81.2%	100.0%
Percent satisfied with social and physical environment	85.7%	86.0%	100.0%
Percent satisfied with school-home relations	94.3%	93.1%	100.0%

*Only students at the highest elementary school grade level at this school and their parents were included.

REPORT OF PRINCIPAL AND SCHOOL IMPROVEMENT COUNCIL

When you enter the halls of Lugoff Elementary, you enter a world for children. Driven by our school's motto, "A, B, C – All Because of Children," every decision that we make has children's best interest at its core. This motto is what continues to drive us to excel academically because of our belief that each and every student can be successful with the aid of individualized and differentiated instruction.

Lugoff Elementary is an award winning school that serves a growing population of 602+ students. We have received recognition for five years from the Education Oversight Committee for reducing the achievement gap for at least one historically underachieving student group. Annually our fifth graders participate in the Lieutenant Governor's Writing Awards Program. This year, our school's winner competed against other Kershaw County fifth graders and was chosen as the district's winner. In addition to these recognitions, Lugoff Elementary was recently selected as one of 110 K-12 public schools nationwide to receive the 2008 HP Technology for Teaching grant, which is designed to transform and improve learning in the classroom through innovative uses of technology. The school will receive an award package of HP products and a cash award for the five teachers that wrote the grant with a total value of more than \$38,000.

With a legacy of excellence and a history of high performance on state mandated tests, Lugoff Elementary's mission is to develop competent, confident, lifelong learners by creating a safe, child-centered environment. Our school and community work collaboratively to help students reach their maximum potential by providing a positive and nurturing learning environment. Opportunities are provided daily through a variety of learning strategies and integrated technology that engage our students in exciting and challenging activities. At Lugoff Elementary, learning never ends!

Melissa C. Lloyd, Principal
Angela Hough, School Improvement Council Chairperson

Comprehensive detail, including definitions of rating, performance criteria, and explanations of status, is available on www.ed.sc.gov and www.eoc.sc.gov as well as school and school district websites.

Printed versions are available from school districts upon request.

Abbreviations Key

N/A Not Applicable N/AV Not Available N/C Not Collected N/R Not Reported I/S Insufficient Sample TBD To be determined
NI Newly Identified CSI Continuing School Improvement CA Corrective Action RP Plan to Restructure R Restructure DELAY School Improvement Status HOLD School Improvement Status