



SC Annual School Report Card Summary

Camden Elementary School for the Creative Arts
Kershaw County
Grades: K-5 **Enrollment: 549**
Principal: Ed Yount
Superintendent: Dr. Frank E. Morgan
Board Chair: Joseph Dorton, Jr.

PERFORMANCE

Comprehensive detail, including definitions of ratings, performance criteria, and explanations of status, is available on www.ed.sc.gov and www.eoc.sc.gov as well as school and school district websites. Printed versions are available from school districts upon request.

YEAR	ABSOLUTE RATING	GROWTH RATING	PALMETTO GOLD/SILVER AWARD	AYP STATUS	NCLB IMPROVEMENT STATUS
2008	Good	Average	TBD	Met	N/A
2007	Good	At-Risk	N/A	Met	N/A
2006	Good	At-Risk	N/A	Met	N/A

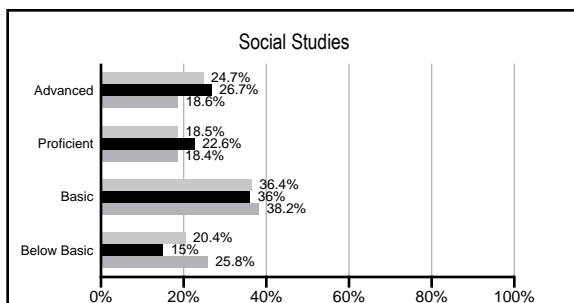
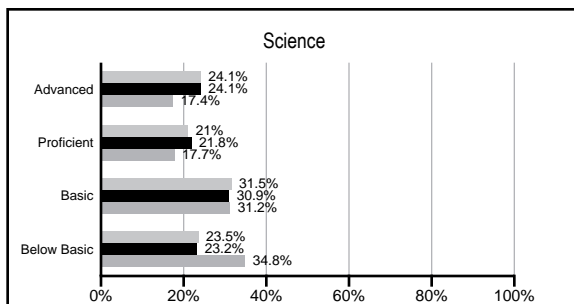
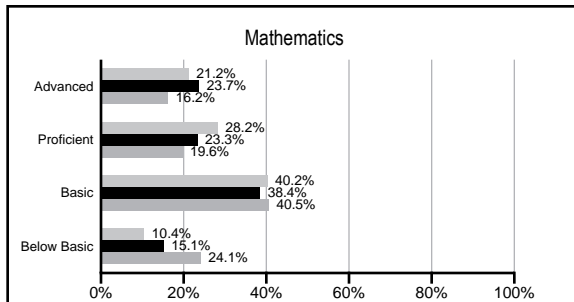
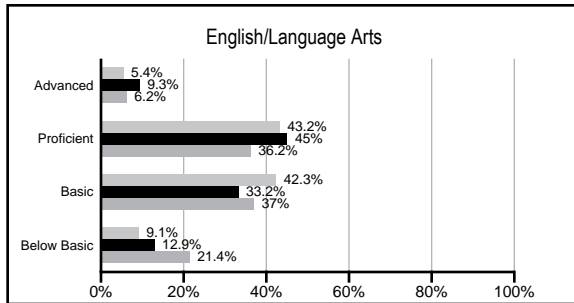
ABSOLUTE RATINGS OF ELEMENTARY SCHOOLS WITH STUDENTS LIKE OURS*

EXCELLENT	GOOD	AVERAGE	BELOW AVERAGE	AT-RISK
4	23	26	2	0

* Ratings are calculated with data available by 02/17/2009. Schools with Students like Ours are Elementary Schools with poverty indices of no more than 5% above or below the index for this school.

PACT PERFORMANCE

Our School
 Elementary Schools with Students Like Ours
 Elementary schools statewide



NAEP PERFORMANCE*

* Performance reported for SC and nation, data not available at school level. Percentages at NAEP Achievement Levels.



SC PERFORMANCE GOAL

2010 Goal:

By 2010, SC's student achievement will be ranked in the top half of the states nationally. To achieve this goal, we must become one of the fastest improving systems in the country.

2020 Goal: TBD

Abbreviations Key

N/A Not Applicable N/AV Not Available N/C Not Collected N/R Not Reported I/S Insufficient Sample TBD To be determined
 NI Newly Identified CSI Continuing School Improvement CA Corrective Action RP Plan to Restructure R Restructure DELAY School Improvement Status HOLD School Improvement Status

Camden Elementary School for the Creative Arts [Kershaw]

SCHOOL PROFILE

	Our School	Change from Last Year	Elementary Schools with Students Like Ours	Median Elementary School
Students (n=549)				
Retention rate	3.0%	Up from 2.5%	1.7%	2.3%
Attendance rate	96.0%	Down from 96.3%	96.7%	96.3%
Eligible for gifted and talented	28.5%	Down from 29.2%	18.9%	10.4%
With disabilities other than speech	7.4%	Up from 5.9%	7.0%	7.5%
Out-of-school suspensions or expulsions for violent &/or criminal offenses	0.0%	No Change	0.0%	0.0%
Teachers (n=34)				
Teachers with advanced degrees	58.8%	Down from 65.7%	60.6%	56.7%
Continuing contract teachers	88.2%	Up from 77.1%	78.6%	77.3%
Teachers with emergency or provisional certificates	0.0%	No Change	0.0%	0.0%
Teachers returning from previous year	90.2%	Up from 85.9%	88.1%	86.4%
Teacher attendance rate	95.9%	Up from 94.8%	95.4%	94.9%
Average teacher salary	\$48,179	Up 6.7%	\$46,934	\$45,345
Classes not taught by highly qualified teachers	0.0%	Down from 2.0%	0.0%	0.0%
School				
Principal's years at school	3.0	Up from 2.0	2.5	4.0
Student-teacher ratio in core subjects	20.5 to 1	Down from 21.3 to 1	20.4 to 1	18.5 to 1
Prime instructional time	89.5%	Up from 89.2%	90.8%	89.8%
Opportunities in the arts	Good	No Change	Good	Good
SACS accreditation	Yes	No Change	Yes	Yes
Character development program	Excellent	No Change	Excellent	Excellent
Dollars spent per pupil*	\$6,689	Up 44.7%	\$6,540	\$7,052
Percent of expenditures for instruction*	72.6%	No Change	70.5%	69.1%
Percent of expenditures for teacher salaries*	70.5%	Down from 97.0%	65.7%	64.2%
% of AYP objectives met	100.0%		93.2%	85.7%

* Prior year audited financial data available.

EVALUATION RESULTS

	Teachers	Students*	Parents*
Number of surveys returned	20	77	69
Percent satisfied with learning environment	95.0%	92.2%	92.6%
Percent satisfied with social and physical environment	90.0%	93.5%	94.2%
Percent satisfied with school-home relations	100.0%	94.8%	91.3%

*Only students at the highest elementary school grade level at this school and their parents were included.

REPORT OF PRINCIPAL AND SCHOOL IMPROVEMENT COUNCIL

With the close of the 2007-08 school year, Camden Elementary completed its eighth year with arts integration as an area of focus. Art-based content teaching strategies, learning activities, and assessment options continue to thrive in our classrooms. Artists-in-residence were provided at all grade levels, and the eighth Bloomin' Arts Festival was better than ever. Collaborative planning between classroom teachers and the arts specialists insures continued growth with two-way integration of the arts.

Our PACT 2007 results were very good. Camden Elementary School met AYP (Annual Yearly Progress). The school received grants ranging from \$500 to \$5,000.

Camden Elementary was a 2008 Red Carpet winner and an honor roll school for the Dick Riley SIC award.

A focus of CES this year was to improve the amount and use of technology in the classroom. Through the help of our CEP/PTO, Title One funds, grants, and other funds, CES has been able to put a SmartBoard, laptop, and projector in all classrooms. We are currently applying to become an ABC (Arts in the Basic Curriculum) Site school.

Camden Elementary's extraordinary staff continues to benefit from staff development opportunities. Teachers participated in literacy, math, science, social studies, and differentiated instruction workshops. Three teachers participated in the Spoleto Creative Teaching Institute. Our school teacher of the year was a district honor roll (top 5 in the county) teacher.

Our outstanding parent organizations, Camden Elementary Partners (CEP) and School Improvement Council (SIC), once again supported initiatives and provided leadership for continued school improvement. CEP sponsored the second Camden Elementary Golf Tournament. This event raised over \$9,000 that was used to improve our library. CEP sponsored the Spring Carnival to connect with the community. SIC continues to provide leadership and accountability to help CES meet its SACS plan of action. The members of these two organizations are integral to our success.

Camden Elementary is a special place for our children and families—a place where students are challenged to achieve excellence and taught to help others.

Ed Yount, Principal
Brian Hann, SIC President

Comprehensive detail, including definitions of rating, performance criteria, and explanations of status, is available on www.ed.sc.gov and www.eoc.sc.gov as well as school and school district websites.

Printed versions are available from school districts upon request.

Abbreviations Key

N/A Not Applicable N/AV Not Available N/C Not Collected N/R Not Reported I/S Insufficient Sample TBD To be determined
NI Newly Identified CSI Continuing School Improvement CA Corrective Action RP Plan to Restructure R Restructure DELAY School Improvement Status HOLD School Improvement Status