



SC Annual School Report Card Summary

Jackson School
 Kershaw County
 Grades: K-5 Enrollment: 416
 Principal: Gerald Gary
 Superintendent: Dr. Frank E. Morgan
 Board Chair: Joseph Dorton, Jr.

PERFORMANCE

Comprehensive detail, including definitions of ratings, performance criteria, and explanations of status, is available on www.ed.sc.gov and www.eoc.sc.gov as well as school and school district websites. Printed versions are available from school districts upon request.

YEAR	ABSOLUTE RATING	GROWTH RATING	PALMETTO GOLD/SILVER AWARD	AYP STATUS	NCLB IMPROVEMENT STATUS
2008	At-Risk	At-Risk	TBD	Not Met	CSI
2007	At-Risk	At-Risk	Silver	Not Met	NI
2006	Below Average	Good	N/A	Not Met	N/A

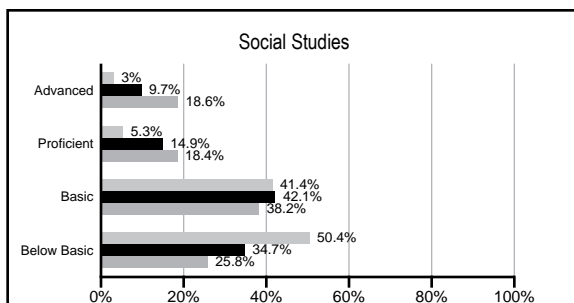
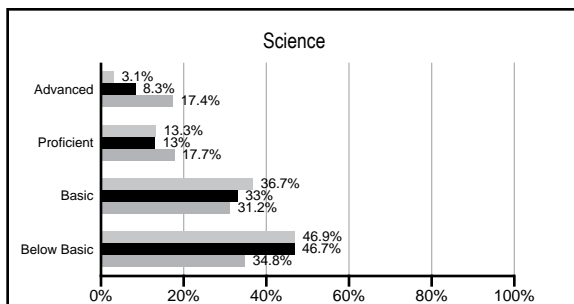
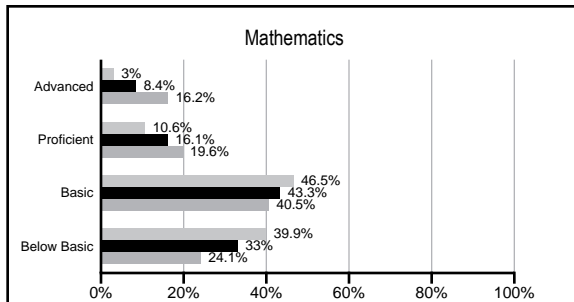
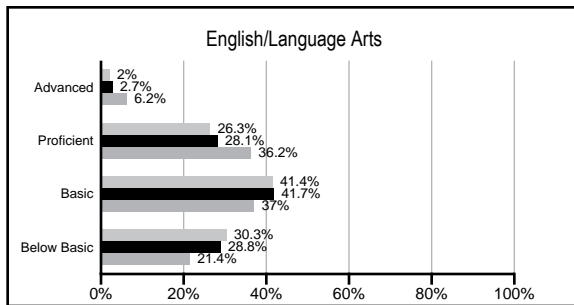
ABSOLUTE RATINGS OF ELEMENTARY SCHOOLS WITH STUDENTS LIKE OURS*

EXCELLENT	GOOD	AVERAGE	BELOW AVERAGE	AT-RISK
0	0	16	65	20

* Ratings are calculated with data available by 02/17/2009. Schools with Students like Ours are Elementary Schools with poverty indices of no more than 5% above or below the index for this school.

PACT PERFORMANCE

Our School Elementary Schools with Students Like Ours Elementary schools statewide



NAEP PERFORMANCE*

* Performance reported for SC and nation, data not available at school level. Percentages at NAEP Achievement Levels.



SC PERFORMANCE GOAL

2010 Goal:

By 2010, SC's student achievement will be ranked in the top half of the states nationally. To achieve this goal, we must become one of the fastest improving systems in the country.

2020 Goal: TBD

Abbreviations Key

N/A Not Applicable N/AV Not Available N/C Not Collected N/R Not Reported I/S Insufficient Sample TBD To be determined
 NI Newly Identified CSI Continuing School Improvement CA Corrective Action RP Plan to Restructure R Restructure DELAY School Improvement Status HOLD School Improvement Status

Jackson School [Kershaw County]

SCHOOL PROFILE

	Our School	Change from Last Year	Elementary Schools with Students Like Ours	Median Elementary School
Students (n=416)				
Retention rate	2.6%	Down from 3.0%	3.0%	2.3%
Attendance rate	96.0%	Up from 95.3%	96.0%	96.3%
Eligible for gifted and talented	4.5%	Down from 5.2%	6.1%	10.4%
With disabilities other than speech	7.8%	Up from 5.3%	8.2%	7.5%
Out-of-school suspensions or expulsions for violent &/or criminal offenses	0.2%	Up from 0.0%	0.0%	0.0%
Teachers (n=30)				
Teachers with advanced degrees	76.7%	No Change	54.1%	56.7%
Continuing contract teachers	76.7%	No Change	71.4%	77.3%
Teachers with emergency or provisional certificates	0.0%	No Change	0.0%	0.0%
Teachers returning from previous year	90.8%	Up from 86.2%	84.8%	86.4%
Teacher attendance rate	94.9%	Up from 94.5%	94.8%	94.9%
Average teacher salary	\$45,233	Up 1.2%	\$44,155	\$45,345
Classes not taught by highly qualified teachers	2.6%	Down from 3.1%	0.0%	0.0%
School				
Principal's years at school	1.0	Down from 400.0	3.0	4.0
Student-teacher ratio in core subjects	19.4 to 1	Down from 19.6 to 1	17.0 to 1	18.5 to 1
Prime instructional time	87.7%	Up from 86.9%	89.1%	89.8%
Opportunities in the arts	Good	No Change	Good	Good
SACS accreditation	Yes	No Change	Yes	Yes
Character development program	Good	Down from Excellent	Excellent	Excellent
Dollars spent per pupil*	\$6,562	Down 6.1%	\$7,712	\$7,052
Percent of expenditures for instruction*	69.2%	Up from 69.0%	69.1%	69.1%
Percent of expenditures for teacher salaries*	65.9%	Up from 65.7%	62.7%	64.2%
% of AYP objectives met	60.0%		76.5%	85.7%

* Prior year audited financial data available.

REPORT OF PRINCIPAL AND SCHOOL IMPROVEMENT COUNCIL

Jackson School focuses on meeting the needs of individual students, which in turn creates group success. This past year Jackson was one of 66 schools statewide to receive the Red Carpet Award for outstanding customer service. We pride ourselves on creating an atmosphere in which our parents feel invited and appreciated and feel that this recognition confirms our commitment to this mission.

We are proud of the fact that all classrooms have SmartBoards and other Multimedia technology to enhance instruction. Our developmentally appropriate space for students has provided teachers and students with a facility that endorses hands-on learning. Our ability to offer low teacher/pupil ratios continues to be one of the strengths of our program.

As part of our school planning process, we will continue to review our test scores and make good decisions for groups of students as well as focus on the test scores of individual students. We will also continue to use MAP (Measures of Academic Progress) data to differentiate instruction for all students. The use of this data has enabled us to make instructional changes to meet the needs of the individual learner. As a team, we will continue to work on stretching our high expectations. We have worked on discipline, morale, and meeting the needs of a diverse community. Many variables are included in providing the very best learning environment for all students. As a team we will continue to strive to provide the very best educational setting for all students.

Gerald E. Gary, Principal
DuJuan Council, School Improvement Council Chair

EVALUATION RESULTS

	Teachers	Students*	Parents*
Number of surveys returned	25	70	33
Percent satisfied with learning environment	96.0%	91.4%	63.6%
Percent satisfied with social and physical environment	96.0%	85.5%	70.0%
Percent satisfied with school-home relations	72.0%	85.7%	71.0%

*Only students at the highest elementary school grade level at this school and their parents were included.

Comprehensive detail, including definitions of rating, performance criteria, and explanations of status, is available on www.ed.sc.gov and www.eoc.sc.gov as well as school and school district websites.

Printed versions are available from school districts upon request.

Abbreviations Key

N/A Not Applicable N/AV Not Available N/C Not Collected N/R Not Reported I/S Insufficient Sample TBD To be determined
NI Newly Identified CSI Continuing School Improvement CA Corrective Action RP Plan to Restructure R Restructure DELAY School Improvement Status HOLD School Improvement Status