



SC Annual School Report Card Summary

Blaney Elementary
 Kershaw County
 Grades: PK-5 Enrollment: 547
 Principal: Lisa M. Carter
 Superintendent: Dr. Frank E. Morgan
 Board Chair: Joseph Dorton, Jr.

PERFORMANCE

Comprehensive detail, including definitions of ratings, performance criteria, and explanations of status, is available on www.ed.sc.gov and www.eoc.sc.gov as well as school and school district websites. Printed versions are available from school districts upon request.

YEAR	ABSOLUTE RATING	GROWTH RATING	PALMETTO GOLD/SILVER AWARD	AYP STATUS	NCLB IMPROVEMENT STATUS
2008	Average	Below Average	TBD	Met	N/A
2007	Average	Good	N/A	Met	N/A
2006	Average	At-Risk	Silver	Met	N/A

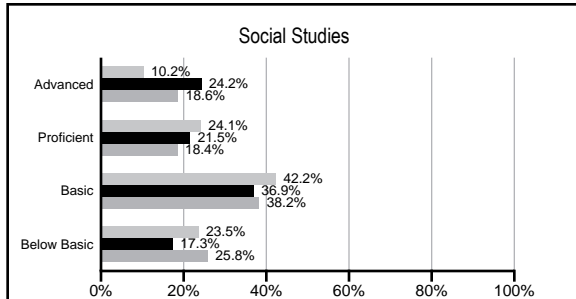
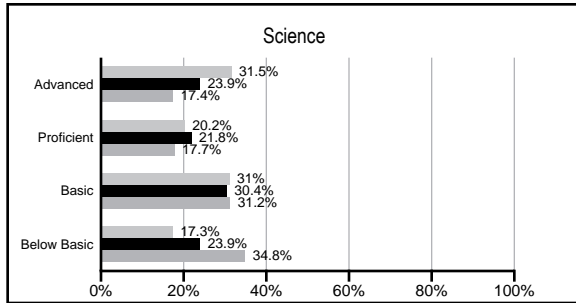
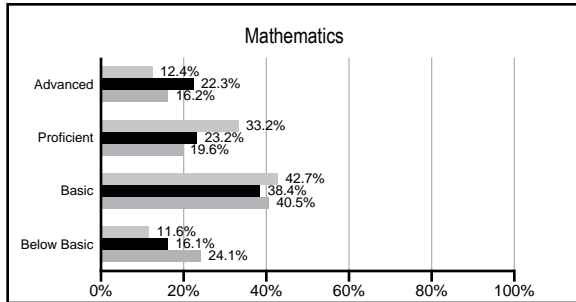
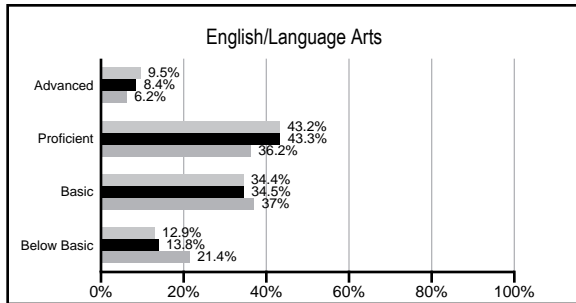
ABSOLUTE RATINGS OF ELEMENTARY SCHOOLS WITH STUDENTS LIKE OURS*

EXCELLENT	GOOD	AVERAGE	BELOW AVERAGE	AT-RISK
4	34	56	3	0

* Ratings are calculated with data available by 02/17/2009. Schools with Students like Ours are Elementary Schools with poverty indices of no more than 5% above or below the index for this school.

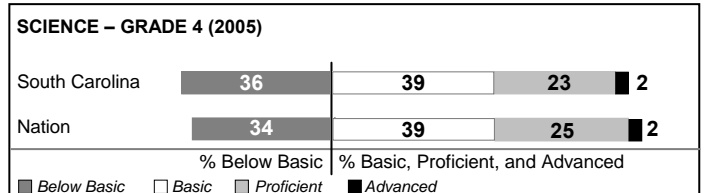

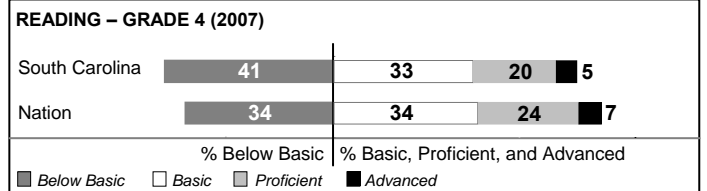
PACT PERFORMANCE

Our School Elementary Schools with Students Like Ours Elementary schools statewide



NAEP PERFORMANCE*

* Performance reported for SC and nation, data not available at school level. Percentages at NAEP Achievement Levels.



SC PERFORMANCE GOAL

2010 Goal:

By 2010, SC's student achievement will be ranked in the top half of the states nationally. To achieve this goal, we must become one of the fastest improving systems in the country.

2020 Goal: TBD

Abbreviations Key

N/A Not Applicable N/AV Not Available NIC Not Collected N/R Not Reported I/S Insufficient Sample TBD To be determined
 NI Newly Identified CSI Continuing School Improvement CA Corrective Action RP Plan to Restructure R Restructure DELAY School Improvement Status HOLD School Improvement Status

Blaney Elementary [Kershaw County]

SCHOOL PROFILE

	Our School	Change from Last Year	Elementary Schools with Students Like Ours	Median Elementary School
Students (n=547)				
Retention rate	3.6%	Up from 2.0%	2.0%	2.3%
Attendance rate	95.9%	Down from 96.2%	96.5%	96.3%
Eligible for gifted and talented	24.3%	Up from 21.7%	15.6%	10.4%
With disabilities other than speech	6.1%	Up from 5.0%	6.8%	7.5%
Out-of-school suspensions or expulsions for violent &/or criminal offenses	0.0%	No Change	0.0%	0.0%
Teachers (n=38)				
Teachers with advanced degrees	52.6%	Down from 53.8%	59.8%	56.7%
Continuing contract teachers	89.5%	Down from 94.9%	80.7%	77.3%
Teachers with emergency or provisional certificates	0.0%	No Change	0.0%	0.0%
Teachers returning from previous year	85.8%	Down from 87.2%	89.4%	86.4%
Teacher attendance rate	95.7%	Down from 96.4%	94.8%	94.9%
Average teacher salary	\$46,076	Up 6.6%	\$46,464	\$45,345
Classes not taught by highly qualified teachers	5.3%	Up from 0.0%	0.0%	0.0%
School				
Principal's years at school	4.0	Up from 3.0	5.0	4.0
Student-teacher ratio in core subjects	19.3 to 1	Down from 20.3 to 1	19.5 to 1	18.5 to 1
Prime instructional time	88.6%	Down from 89.3%	90.1%	89.8%
Opportunities in the arts	Good	No Change	Good	Good
SACS accreditation	Yes	No Change	Yes	Yes
Character development program	Average	No Change	Excellent	Excellent
Dollars spent per pupil*	\$5,994	Up 0.2%	\$6,427	\$7,052
Percent of expenditures for instruction*	71.2%	Down from 71.3%	69.8%	69.1%
Percent of expenditures for teacher salaries*	68.1%	Down from 68.4%	65.4%	64.2%
% of AYP objectives met	100.0%		92.3%	85.7%

* Prior year audited financial data available.

EVALUATION RESULTS

	Teachers	Students*	Parents*
Number of surveys returned	31	76	37
Percent satisfied with learning environment	83.9%	78.9%	97.2%
Percent satisfied with social and physical environment	96.8%	74.7%	91.9%
Percent satisfied with school-home relations	90.0%	85.5%	80.6%

*Only students at the highest elementary school grade level at this school and their parents were included.

REPORT OF PRINCIPAL AND SCHOOL IMPROVEMENT COUNCIL

We have had an exciting year in 2007-2008, with major renovations taking place on our campus. The staff embraced the renovations and many changes by acknowledging that "Learning is Treasure at Blaney Elementary School."

In spite of the many changes, we were able to team with Mad Scientists of Columbia to share the excitement of math and science; the South Carolina State Museum also collaborated with our school by allowing us the use of the Star Lab for an entire week; and we had the wonderful privilege of hosting an artist in residence, Cathy Murdaugh, a potter. We were blessed with a performance by the National Symphony Quintet that performed Peter and the Wolf, and The Upton Trio returned for the fifth year, integrating social studies and music.

Blaney continues to earn awards and recognitions. We earned the Palmetto Silver Award and were recognized by the Education Oversight Committee for closing the achievement gap. We received the designation of having made Adequate Yearly Progress under the No Child Left Behind Act. Seven teachers earned grants: Crystal Harman-\$2,000 EIA, Wende Myers-\$1,321 EIA, Jennifer Nelson-\$2,000 EIA, Dawn Norris-\$2,000 EIA, Tonya Seay-\$6,000 EIA, Margie Shelburg-\$2,000 EIA and \$2,000 Target grant, and Susan Trofatter-\$2,000 EIA.

Student academic performance, achievement, and effort continue to be the focus of the staff. The use of DIBELS, MAP, and Accelerated Math provided sound data to adjust instruction according to individual student's needs. Additionally, fourth and fifth grades leveled math instruction to better target specific strengths and areas needing improvement.

Our PTO had another record breaking year of fundraising and volunteer hours. Over \$35,000 was raised through fundraising activities and over 1,500 volunteer hours were logged for the school year. Blaney contributed over \$15,000 to a variety of charitable organizations: March of Dimes, Muscular Dystrophy, American Cancer Society, Kershaw County United Way, Change Makes Change, relief effort for local tornado victims and US Soldiers serving in Afghanistan and the refugees. The School Improvement Council met monthly and monitored academic progress, renovations, and updated by-laws, attended SIC conferences, and established goals for the school year 2008-2009. Elections for PTO board members and SIC members were held during the last Blaney Town Meeting.

Our students are the "Footprint into the Future" and we are charged with "Building and Enhancing Success in their lives."

Lisa M. Carter, principal
Mark Sury, SIC chairperson

Comprehensive detail, including definitions of rating, performance criteria, and explanations of status, is available on www.ed.sc.gov and www.eoc.sc.gov as well as school and school district websites.

Printed versions are available from school districts upon request.

Abbreviations Key

N/A Not Applicable N/AV Not Available N/C Not Collected N/R Not Reported I/S Insufficient Sample TBD To be determined
NI Newly Identified CSI Continuing School Improvement CA Corrective Action RP Plan to Restructure R Restructure DELAY School Improvement Status HOLD School Improvement Status