



SC Annual School Report Card Summary

Bethune Elementary
Kershaw County

Grades: PK-5

Enrollment: 135

Principal: Theodore Jackson

Superintendent: Dr. Frank E. Morgan

Board Chair: Joseph Dorton, Jr.

PERFORMANCE

Comprehensive detail, including definitions of ratings, performance criteria, and explanations of status, is available on www.ed.sc.gov and www.eoc.sc.gov as well as school and school district websites. Printed versions are available from school districts upon request.

YEAR	ABSOLUTE RATING	GROWTH RATING	PALMETTO GOLD/SILVER AWARD	AYP STATUS	NCLB IMPROVEMENT STATUS
2008	Below Average	At-Risk	TBD	Not Met	N/A
2007	Average	Average	Silver	Met	N/A
2006	Average	Average	N/A	Met	N/A

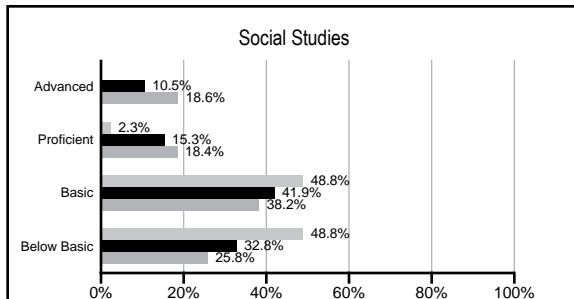
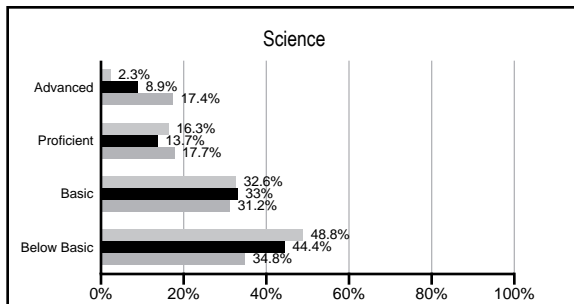
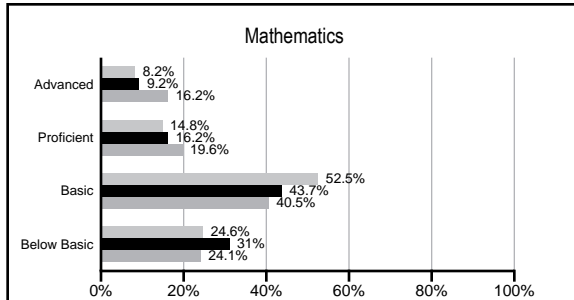
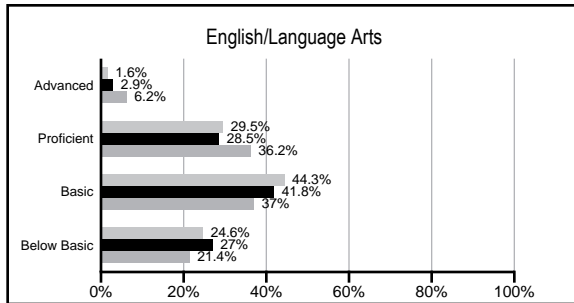
ABSOLUTE RATINGS OF ELEMENTARY SCHOOLS WITH STUDENTS LIKE OURS*

EXCELLENT	GOOD	AVERAGE	BELOW AVERAGE	AT-RISK
0	0	16	61	11

* Ratings are calculated with data available by 02/17/2009. Schools with Students like Ours are Elementary Schools with poverty indices of no more than 5% above or below the index for this school.

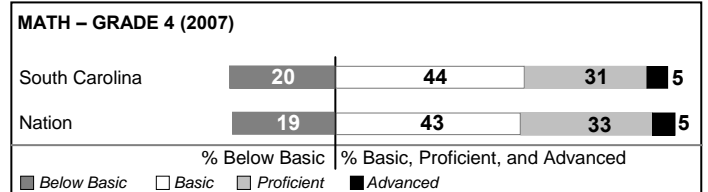
PACT PERFORMANCE

Our School Elementary Schools with Students Like Ours Elementary schools statewide



NAEP PERFORMANCE*

* Performance reported for SC and nation, data not available at school level. Percentages at NAEP Achievement Levels.



SC PERFORMANCE GOAL

2010 Goal:

By 2010, SC's student achievement will be ranked in the top half of the states nationally. To achieve this goal, we must become one of the fastest improving systems in the country.

2020 Goal: TBD

Abbreviations Key

N/A Not Applicable N/AV Not Available N/C Not Collected N/R Not Reported I/S Insufficient Sample TBD To be determined

NI Newly Identified CSI Continuing School Improvement CA Corrective Action RP Plan to Restructure R Restructure DELAY School Improvement Status HOLD School Improvement Status

Bethune Elementary [Kershaw County]

SCHOOL PROFILE

	Our School	Change from Last Year	Elementary Schools with Students Like Ours	Median Elementary School
Students (n=135)				
Retention rate	2.3%	Up from 1.6%	2.8%	2.3%
Attendance rate	95.5%	Down from 96.1%	96.0%	96.3%
Eligible for gifted and talented	4.3%	Down from 6.1%	6.5%	10.4%
With disabilities other than speech	5.1%	Up from 3.0%	9.0%	7.5%
Out-of-school suspensions or expulsions for violent &/or criminal offenses	0.0%	No Change	0.0%	0.0%
Teachers (n=13)				
Teachers with advanced degrees	66.7%	Up from 55.6%	54.3%	56.7%
Continuing contract teachers	66.7%	Down from 77.8%	75.8%	77.3%
Teachers with emergency or provisional certificates	0.0%	No Change	0.0%	0.0%
Teachers returning from previous year	78.6%	Up from 74.4%	85.7%	86.4%
Teacher attendance rate	96.7%	Down from 97.0%	94.9%	94.9%
Average teacher salary	\$43,714	Down 0.5%	\$44,459	\$45,345
Classes not taught by highly qualified teachers	0.0%	No Change	0.0%	0.0%
School				
Principal's years at school	1.0	Down from 2.0	3.0	4.0
Student-teacher ratio in core subjects	20.7 to 1	No Change	18.0 to 1	18.5 to 1
Prime instructional time	88.4%	Down from 91.2%	89.1%	89.8%
Opportunities in the arts	Good	No Change	Good	Good
SACS accreditation	Yes	No Change	Yes	Yes
Character development program	Excellent	No Change	Excellent	Excellent
Dollars spent per pupil*	\$9,645	Down 4.2%	\$7,376	\$7,052
Percent of expenditures for instruction*	57.6%	Down from 60.0%	69.1%	69.1%
Percent of expenditures for teacher salaries*	54.7%	Down from 57.0%	64.1%	64.2%
% of AYP objectives met	77.8%		76.9%	85.7%

* Prior year audited financial data available.

EVALUATION RESULTS

	Teachers	Students*	Parents*
Number of surveys returned	10	23	22
Percent satisfied with learning environment	100.0%	95.7%	81.0%
Percent satisfied with social and physical environment	90.0%	91.3%	81.8%
Percent satisfied with school-home relations	70.0%	91.3%	84.2%

*Only students at the highest elementary school grade level at this school and their parents were included.

REPORT OF PRINCIPAL AND SCHOOL IMPROVEMENT COUNCIL

At Bethune Elementary, we are "Wild About Learning." Our small, rural elementary school is closing the achievement gap by continuing to use a variety of innovative and effective best practices. In order to achieve this, we use Measures of Academic Progress (MAP), DIBELS, and SuccessMaker results to gear instruction to meet student needs based on our analysis of these data.

Students in grades 1-2 participate in Literacy Groups three times a week in which they practice reading fluency, word making, and writing. Students in grades 3-5 are involved in Reading Focus Groups twice per week to help students achieve proficient and advanced levels on PACT. Students experiencing academic challenges are involved in 15 days of intervention at the beginning of the school year. They meet with a member of the school staff to set goals and discuss ways to maintain high academic achievement. Our school has approximately 50 community members and business personnel who serve as Reading Buddies to selected students. These buddies read to students weekly and eat lunch with them in order to help students boost their self-esteem. Students' science instruction is enhanced by increasing the amount of hands-on learning, science lab instruction, science team-teaching, and science fair participation.

Through our PTO activities, we are able to involve our community in many ways such as a community-wide fall festival, Snowman Shop, and Chicken Strut festival and rodeo. As a result of these activities, parents and community members are made aware of volunteer opportunities at our school. Funds raised during these events are used to purchase instructional tools and provide off-campus learning for our students. With strong support from our business partners, we are able to provide additional learning experiences outside of the classroom, including a character presentation from Primary Focus.

In addition to visits from author Michael Finklea and meteorologist Ben Tanner, students took trips to Myrtle Beach and McLeod Farms, planted a tree to celebrate Earth Day, and were recognized in quarterly academic awards assemblies. Bethune Elementary students are also given the opportunity to participate in Girl Scouts and Boy Scouts.

All of these efforts created an ideal learning environment where all students were challenged personally and educationally and were encouraged to set their goals high.

Theodore Jackson, Principal
Eva Valentine, School Improvement Council Chairperson

Comprehensive detail, including definitions of rating, performance criteria, and explanations of status, is available on www.ed.sc.gov and www.eoc.sc.gov as well as school and school district websites.

Printed versions are available from school districts upon request.

Abbreviations Key

N/A Not Applicable N/AV Not Available N/C Not Collected N/R Not Reported I/S Insufficient Sample TBD To be determined
NI Newly Identified CSI Continuing School Improvement CA Corrective Action RP Plan to Restructure R Restructure DELAY School Improvement Status HOLD School Improvement Status