



# SC Annual School Report Card Summary

**Baron DeKalb Elementary**  
**Kershaw County**  
**Grades: PK-5** Enrollment: 181  
**Principal: Betty Turner**  
**Superintendent: Dr. Frank E. Morgan**  
**Board Chair: Joseph Dorton, Jr.**

## PERFORMANCE

Comprehensive detail, including definitions of ratings, performance criteria, and explanations of status, is available on [www.ed.sc.gov](http://www.ed.sc.gov) and [www.eoc.sc.gov](http://www.eoc.sc.gov) as well as school and school district websites. Printed versions are available from school districts upon request.

YEAR	ABSOLUTE RATING	GROWTH RATING	PALMETTO GOLD/SILVER AWARD	AYP STATUS	NCLB IMPROVEMENT STATUS
2008	Below Average	At-Risk	TBD	Met	N/A
2007	Average	Below Average	N/A	Met	N/A
2006	Average	At-Risk	N/A	Met	N/A

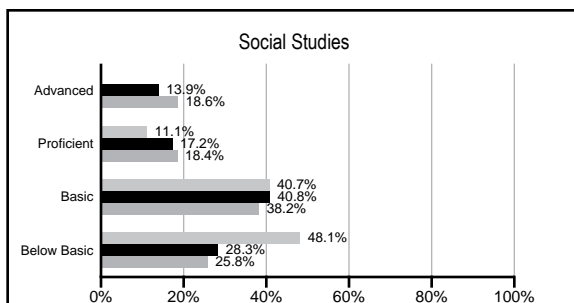
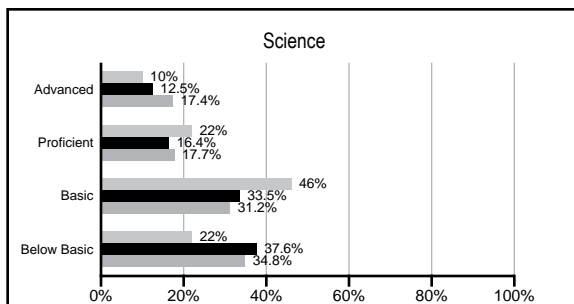
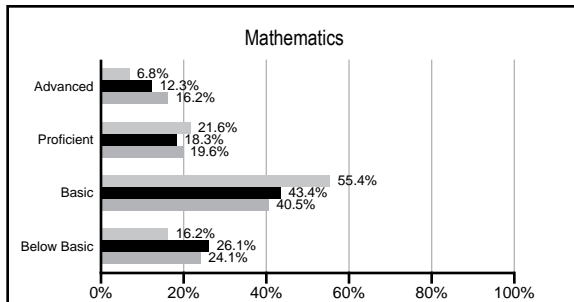
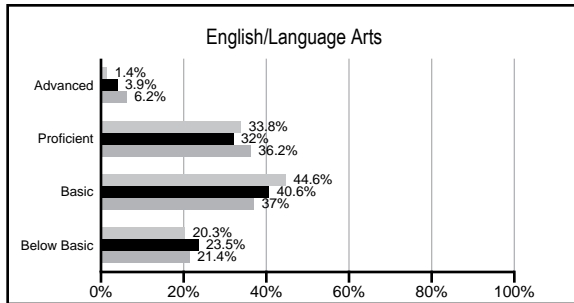
## ABSOLUTE RATINGS OF ELEMENTARY SCHOOLS WITH STUDENTS LIKE OURS\*

EXCELLENT	GOOD	AVERAGE	BELOW AVERAGE	AT-RISK
0	2	36	49	2

\* Ratings are calculated with data available by 02/17/2009. Schools with Students like Ours are Elementary Schools with poverty indices of no more than 5% above or below the index for this school.


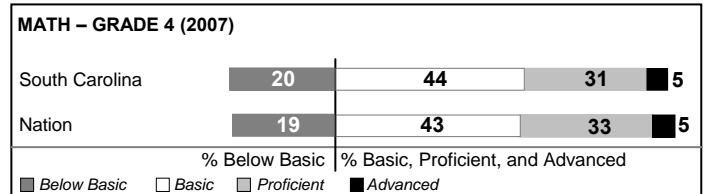
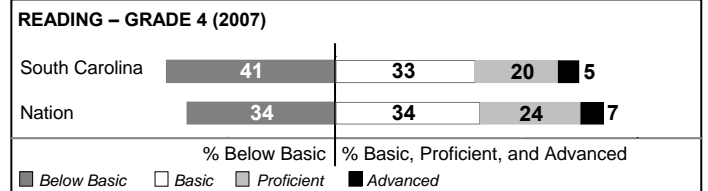
## PACT PERFORMANCE

Our School
  Elementary Schools with Students Like Ours
  Elementary schools statewide



## NAEP PERFORMANCE\*

\* Performance reported for SC and nation, data not available at school level. Percentages at NAEP Achievement Levels.



## SC PERFORMANCE GOAL

2010 Goal:

*By 2010, SC's student achievement will be ranked in the top half of the states nationally. To achieve this goal, we must become one of the fastest improving systems in the country.*

2020 Goal: TBD

### Abbreviations Key

N/A Not Applicable N/AV Not Available N/C Not Collected N/R Not Reported I/S Insufficient Sample TBD To be determined  
 NI Newly Identified CSI Continuing School Improvement CA Corrective Action RP Plan to Restructure R Restructure DELAY School Improvement Status HOLD School Improvement Status

# Baron DeKalb Elementary [Kershaw County]

## SCHOOL PROFILE

	Our School	Change from Last Year	Elementary Schools with Students Like Ours	Median Elementary School
<b>Students (n=181)</b>				
Retention rate	5.4%	Up from 1.7%	2.9%	2.3%
Attendance rate	96.6%	Up from 96.2%	96.1%	96.3%
Eligible for gifted and talented	5.7%	Down from 9.0%	9.2%	10.4%
With disabilities other than speech	6.7%	Down from 7.3%	8.8%	7.5%
Out-of-school suspensions or expulsions for violent &/or criminal offenses	2.2%	Up from 1.6%	0.0%	0.0%
<b>Teachers (n=13)</b>				
Teachers with advanced degrees	76.9%	Up from 75.0%	57.4%	56.7%
Continuing contract teachers	84.6%	Down from 91.7%	80.0%	77.3%
Teachers with emergency or provisional certificates	0.0%	No Change	0.0%	0.0%
Teachers returning from previous year	83.6%	Up from 74.8%	86.9%	86.4%
Teacher attendance rate	95.6%	Down from 96.8%	94.7%	94.9%
Average teacher salary	\$44,794	Up 3.6%	\$45,391	\$45,345
Classes not taught by highly qualified teachers	0.0%	No Change	0.0%	0.0%
<b>School</b>				
Principal's years at school	3.0	Up from 2.0	4.0	4.0
Student-teacher ratio in core subjects	13.1 to 1	Down from 19.7 to 1	18.5 to 1	18.5 to 1
Prime instructional time	88.5%	Down from 89.9%	89.4%	89.8%
Opportunities in the arts	Good	No Change	Good	Good
SACS accreditation	Yes	No Change	Yes	Yes
Character development program	Excellent	No Change	Excellent	Excellent
Dollars spent per pupil*	\$7,675	Down 5.4%	\$6,959	\$7,052
Percent of expenditures for instruction*	58.7%	Down from 60.1%	68.7%	69.1%
Percent of expenditures for teacher salaries*	54.6%	Down from 56.0%	64.3%	64.2%
% of AYP objectives met	100.0%		85.7%	85.7%

\* Prior year audited financial data available.

## EVALUATION RESULTS

	Teachers	Students*	Parents*
Number of surveys returned	11	22	14
Percent satisfied with learning environment	90.9%	86.4%	92.3%
Percent satisfied with social and physical environment	100.0%	72.7%	100.0%
Percent satisfied with school-home relations	81.8%	90.5%	84.6%

\*Only students at the highest elementary school grade level at this school and their parents were included.

## REPORT OF PRINCIPAL AND SCHOOL IMPROVEMENT COUNCIL

Baron DeKalb Elementary School experienced its best year yet. Our goals and objectives focus on achieving academic success through an open, positive, supportive, and collaborative learning environment where continuous improvement is set by high expectations and mutual respect.

We worked this year to accommodate the varied needs of each and every student by differentiating instructional delivery through a keen focus on analyzing data. We have fully implemented RIT and DIBELS to ensure that all children are learning at their fullest potential. This year we also implemented our Eagle Academy fluid groups in grades 3-5. This teaching strategy allowed our students to work on specific skills in smaller learning groups based on their specific needs. Teachers have committed long hours to ensure that each and every student experiences success in unique ways that are tailored to the student.

"Big Splash," our after-school program provided through a 21st Century Center Grant, provided enrichment for our students throughout the year. Students were able to receive additional tutelage as well as experience enrichment activities sponsored by community members and organizations such as 4-H.

Baron DeKalb is a Title I school with 82.9% of the students receiving subsidized meals. With the aid of these funds, we are able to provide a certified science lab teacher for hands-on implementation of science standards, a certified computer lab teacher for enrichment through technology, a full-time curriculum coach, and a full-day 4-year-old child development program. Ninety percent of students enrolled in this program scored gains of 50% or better on the Dial-R.

We are very excited to share that our school was recognized by the Education Oversight Committee for closing the achievement gap in one or more historically underachieving performance groups. Through continuous staff development, desegregation of data, and enrichment programs, Baron DeKalb continues to strive to close the achievement gap and bring all students up to grade level. Baron DeKalb incorporates DIBELS, PBIS, Renaissance Learning, Soar and Early Success, and SuccessMaker into the curriculum.

Our Parent Teacher Organization and School Improvement Council (SIC) continue to stress the importance of a community school where openness, teamwork, and positive school/home relationships help provide an environment that is conducive for student achievement. This year, our PTO was also recognized for their continuous efforts by receiving a Volunteer of the Year award from the State Board of Education. Baron DeKalb will always be a place for community learners as we continue to strive to establish a school climate where children are happy, healthy learners.

Lisa Shannon, Principal  
Candace Anderson, SIC Chairperson

Comprehensive detail, including definitions of rating, performance criteria, and explanations of status, is available on [www.ed.sc.gov](http://www.ed.sc.gov) and [www.eoc.sc.gov](http://www.eoc.sc.gov) as well as school and school district websites.

Printed versions are available from school districts upon request.

### Abbreviations Key

N/A Not Applicable N/AV Not Available N/C Not Collected N/R Not Reported I/S Insufficient Sample TBD To be determined  
NI Newly Identified CSI Continuing School Improvement CA Corrective Action RP Plan to Restructure R Restructure DELAY School Improvement Status HOLD School Improvement Status