



SC Annual School Report Card Summary

Ridgeland Elementary

Jasper

Grades: PK-6

Enrollment: 1,185

Principal: Sharyn T. Cox

Superintendent: Dr. Delacy Sanford

Board Chair: Berty Riley

PERFORMANCE

Comprehensive detail, including definitions of ratings, performance criteria, and explanations of status, is available on www.ed.sc.gov and www.eoc.sc.gov as well as school and school district websites. Printed versions are available from school districts upon request.

YEAR	ABSOLUTE RATING	GROWTH RATING	PALMETTO GOLD/SILVER AWARD	AYP STATUS	NCLB IMPROVEMENT STATUS
2008	At-Risk	At-Risk	TBD	Not Met	R
2007	At-Risk	At-Risk	N/A	Not Met	R
2006	Below Average	At-Risk	N/A	Not Met	RP

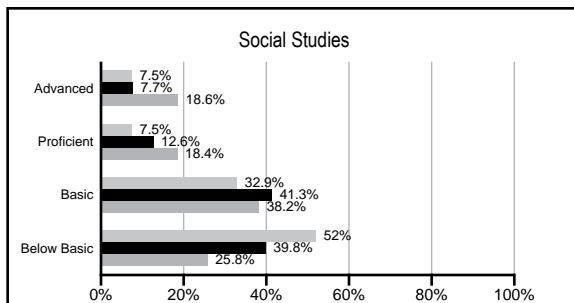
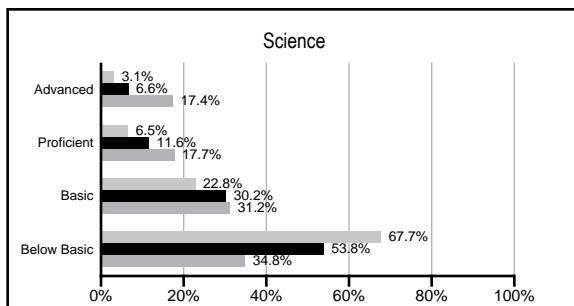
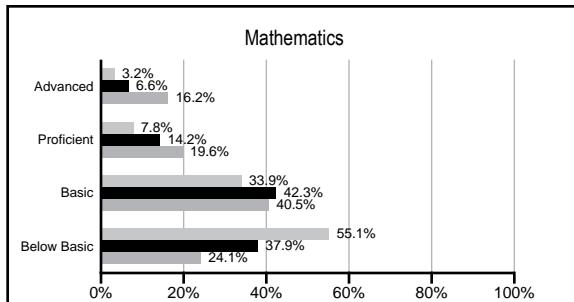
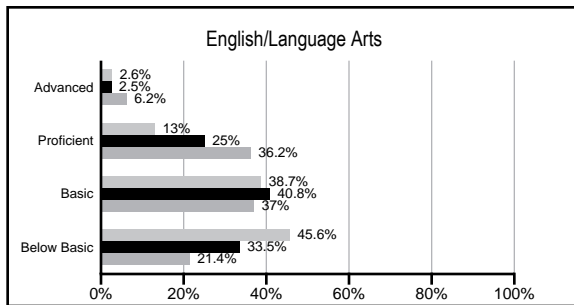
ABSOLUTE RATINGS OF ELEMENTARY SCHOOLS WITH STUDENTS LIKE OURS*

EXCELLENT	GOOD	AVERAGE	BELOW AVERAGE	AT-RISK
0	2	10	57	60

* Ratings are calculated with data available by 02/17/2009. Schools with Students like Ours are Elementary Schools with poverty indices of no more than 5% above or below the index for this school.

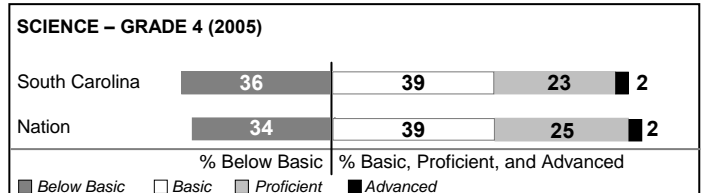

PACT PERFORMANCE

Our School
 Elementary Schools with Students Like Ours
 Elementary schools statewide



NAEP PERFORMANCE*

* Performance reported for SC and nation, data not available at school level. Percentages at NAEP Achievement Levels.



SC PERFORMANCE GOAL

2010 Goal:

By 2010, SC's student achievement will be ranked in the top half of the states nationally. To achieve this goal, we must become one of the fastest improving systems in the country.

2020 Goal: TBD

Abbreviations Key

N/A Not Applicable N/AV Not Available N/C Not Collected N/R Not Reported I/S Insufficient Sample TBD To be determined
 NI Newly Identified CSI Continuing School Improvement CA Corrective Action RP Plan to Restructure R Restructure DELAY School Improvement Status HOLD School Improvement Status

Ridgeland Elementary [Jasper]

SCHOOL PROFILE

	Our School	Change from Last Year	Elementary Schools with Students Like Ours	Median Elementary School
Students (n=1,185)				
Retention rate	11.3%	Up from 1.9%	3.1%	2.3%
Attendance rate	94.7%	Up from 93.9%	96.0%	96.3%
Eligible for gifted and talented	3.8%	Down from 4.7%	2.9%	10.4%
With disabilities other than speech	8.0%	Up from 4.6%	7.8%	7.5%
Out-of-school suspensions or expulsions for violent &/or criminal offenses	0.3%	Up from 0.0%	0.0%	0.0%
Teachers (n=68)				
Teachers with advanced degrees	54.4%	Down from 56.9%	54.5%	56.7%
Continuing contract teachers	47.1%	Down from 56.9%	69.0%	77.3%
Teachers with emergency or provisional certificates	13.0%	Up from 11.4%	0.0%	0.0%
Teachers returning from previous year	79.7%	Down from 81.2%	82.6%	86.4%
Teacher attendance rate	94.4%	N/R	95.0%	94.9%
Average teacher salary	\$42,970	Up 13.7%	\$43,876	\$45,345
Classes not taught by highly qualified teachers	20.6%	Down from 29.0%	1.0%	0.0%
School				
Principal's years at school	1.0	Down from 2.0	3.0	4.0
Student-teacher ratio in core subjects	21.5 to 1	Up from 14.3 to 1	16.6 to 1	18.5 to 1
Prime instructional time	88.3%	N/R	89.4%	89.8%
Opportunities in the arts	Fair	Down from Good	Good	Good
SACS accreditation	Yes	No Change	Yes	Yes
Character development program	Average	Down from Good	Excellent	Excellent
Dollars spent per pupil*	\$6,186	Up 2.8%	\$8,172	\$7,052
Percent of expenditures for instruction*	73.6%	Up from 73.2%	68.5%	69.1%
Percent of expenditures for teacher salaries*	64.1%	Up from 52.3%	61.0%	64.2%
% of AYP objectives met	58.6%		69.2%	85.7%

* Prior year audited financial data available.

REPORT OF PRINCIPAL AND SCHOOL IMPROVEMENT COUNCIL

Ridgeland Elementary School is one of two elementary schools in Jasper County. The school was reconfigured for the 2007-2008 school year by having added grades five and six. We serve 1198 students in pre-kindergarten through sixth grade.

The Anderson Five Curriculum was adopted for use throughout the school district during the 2006-2007 school year, and we continue to use it to increase student achievement. This curriculum, along with other innovative strategies and best practices, enhances the learning environment at Ridgeland Elementary. Teachers are involved in professional learning communities and meet regularly to review assessment data and plan effective and engaging lessons for our students.

Our students are involved in challenging learning experiences through in class as well as school wide activities. An incentive program using Accelerated Reader was used school wide to encourage our students to read more. Our students are recognized for their academic accomplishments with rewards and awards. Parental involvement is encouraged through school based activities as well as PTA and SIC membership. Parents were invited to participate in activities such as Open House, Pancakes for Parents, Thanksgiving Lunch with their children, Family Reading and Math nights, PACT Fairs, and Family Fun Day. A monthly newsletter is published to keep our parents and community members informed of the events taking place at Ridgeland Elementary.

Ridgeland Elementary School is striving for academic excellence. We meet the needs of all of our students through a partnership with our administrators, teachers, support staff, parents, and community members.

Rosalyn Fulton-Warren, SIC President
Sharyn T. Cox, Principal

EVALUATION RESULTS

	Teachers	Students*	Parents*
Number of surveys returned	52	132	47
Percent satisfied with learning environment	46.2%	69.7%	65.2%
Percent satisfied with social and physical environment	55.8%	52.7%	50.0%
Percent satisfied with school-home relations	32.7%	62.9%	58.7%

*Only students at the highest elementary school grade level at this school and their parents were included.

Comprehensive detail, including definitions of rating, performance criteria, and explanations of status, is available on www.ed.sc.gov and www.eoc.sc.gov as well as school and school district websites.

Printed versions are available from school districts upon request.

Abbreviations Key

N/A Not Applicable N/AV Not Available N/C Not Collected N/R Not Reported I/S Insufficient Sample TBD To be determined
NI Newly Identified CSI Continuing School Improvement CA Corrective Action RP Plan to Restructure R Restructure DELAY School Improvement Status HOLD School Improvement Status