



SC Annual School Report Card Summary

Hardeeville Elementary
Jasper

Grades: PK-6

Enrollment: 755

Principal: Dr. Barbara Baxter

Superintendent: Dr. Delacy Sanford

Board Chair: Berty Riley

PERFORMANCE

Comprehensive detail, including definitions of ratings, performance criteria, and explanations of status, is available on www.ed.sc.gov and www.eoc.sc.gov as well as school and school district websites. Printed versions are available from school districts upon request.

YEAR	ABSOLUTE RATING	GROWTH RATING	PALMETTO GOLD/SILVER AWARD	AYP STATUS	NCLB IMPROVEMENT STATUS
2008	At-Risk	At-Risk	TBD	Not Met	R
2007	At-Risk	Below Average	N/A	Not Met	R
2006	At-Risk	Below Average	Silver	Not Met	RP

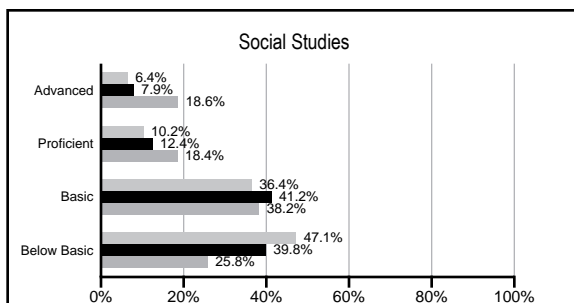
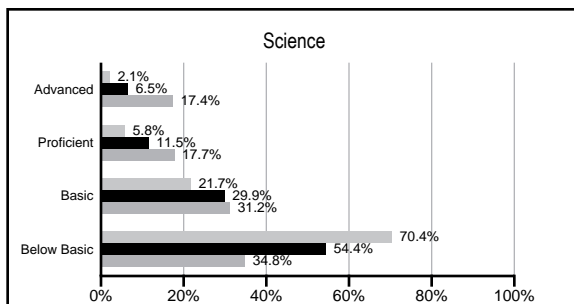
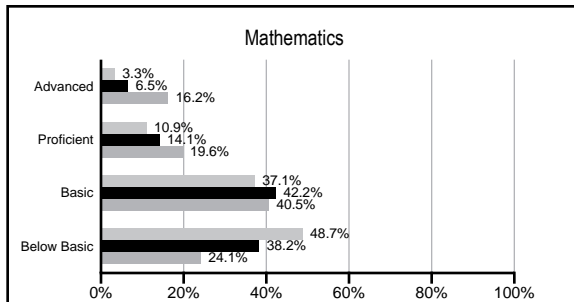
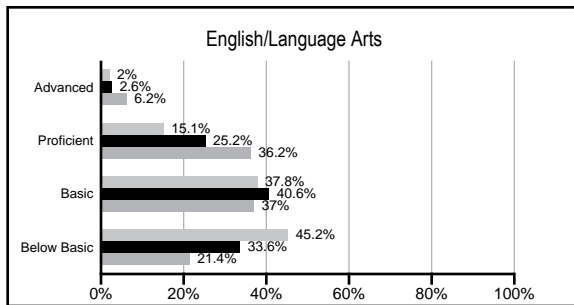
ABSOLUTE RATINGS OF ELEMENTARY SCHOOLS WITH STUDENTS LIKE OURS*

EXCELLENT	GOOD	AVERAGE	BELOW AVERAGE	AT-RISK
0	3	10	55	63

* Ratings are calculated with data available by 02/17/2009. Schools with Students like Ours are Elementary Schools with poverty indices of no more than 5% above or below the index for this school.


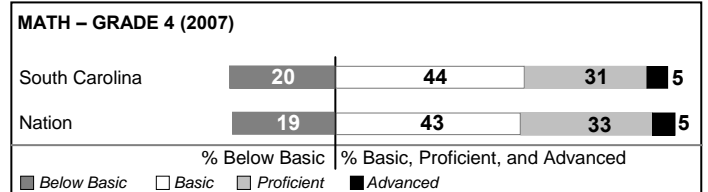
PACT PERFORMANCE

Our School Elementary Schools with Students Like Ours Elementary schools statewide



NAEP PERFORMANCE*

* Performance reported for SC and nation, data not available at school level. Percentages at NAEP Achievement Levels.



SC PERFORMANCE GOAL

2010 Goal:

By 2010, SC's student achievement will be ranked in the top half of the states nationally. To achieve this goal, we must become one of the fastest improving systems in the country.

2020 Goal: TBD

Abbreviations Key

N/A Not Applicable N/AV Not Available N/C Not Collected N/R Not Reported I/S Insufficient Sample TBD To be determined
NI Newly Identified CSI Continuing School Improvement CA Corrective Action RP Plan to Restructure R Restructure DELAY School Improvement Status HOLD School Improvement Status

Hardeeville Elementary [Jasper]

SCHOOL PROFILE

	Our School	Change from Last Year	Elementary Schools with Students Like Ours	Median Elementary School
Students (n=755)				
Retention rate	4.5%	Down from 5.7%	3.1%	2.3%
Attendance rate	95.3%	Up from 94.5%	96.0%	96.3%
Eligible for gifted and talented	5.7%	Down from 6.1%	3.5%	10.4%
With disabilities other than speech	5.0%	Down from 6.9%	7.9%	7.5%
Out-of-school suspensions or expulsions for violent &/or criminal offenses	4.6%	Up from 0.9%	0.0%	0.0%
Teachers (n=63)				
Teachers with advanced degrees	47.6%	Down from 48.3%	54.3%	56.7%
Continuing contract teachers	42.9%	Up from 41.7%	70.0%	77.3%
Teachers with emergency or provisional certificates	9.5%	Down from 16.7%	0.0%	0.0%
Teachers returning from previous year	75.9%	Up from 71.4%	83.2%	86.4%
Teacher attendance rate	93.3%	N/R	95.0%	94.9%
Average teacher salary	\$46,664	Up 20.2%	\$43,955	\$45,345
Classes not taught by highly qualified teachers	3.7%	Down from 41.5%	0.0%	0.0%
School				
Principal's years at school	1.0	Down from 2.0	3.0	4.0
Student-teacher ratio in core subjects	10.5 to 1	Down from 19.0 to 1	16.6 to 1	18.5 to 1
Prime instructional time	87.2%	N/R	89.3%	89.8%
Opportunities in the arts	Good	No Change	Good	Good
SACS accreditation	Yes	No Change	Yes	Yes
Character development program	Average	Down from Good	Excellent	Excellent
Dollars spent per pupil*	\$6,880	Up 4.7%	\$8,058	\$7,052
Percent of expenditures for instruction*	72.7%	Up from 69.3%	69.0%	69.1%
Percent of expenditures for teacher salaries*	59.5%	Up from 49.6%	62.5%	64.2%
% of AYP objectives met	66.7%		70.6%	85.7%

* Prior year audited financial data available.

EVALUATION RESULTS

	Teachers	Students*	Parents*
Number of surveys returned	30	71	58
Percent satisfied with learning environment	34.5%	85.3%	78.6%
Percent satisfied with social and physical environment	30.0%	88.4%	69.6%
Percent satisfied with school-home relations	16.7%	79.7%	74.1%

*Only students at the highest elementary school grade level at this school and their parents were included.

REPORT OF PRINCIPAL AND SCHOOL IMPROVEMENT COUNCIL

Hardeeville Elementary School's new building can accommodate our students comfortably. We have a state of the art multi-purpose room, a clean, larger cafeteria facility, and two computer labs on our second floor. Faculty and staff have worked hard to accommodate the move during the school year. Our quick move after construction and the loss of a head custodian has presented difficulties in maintaining the facility. We are working towards remedying this situation. We hope to have the landscaping and playgrounds that we have been waiting for ready for the next school year.

We have 742 students enrolled in grades Pre K through 6. Next year, we will be PreK-5 to be consistent with state reporting procedures. This change will allow a focus on elementary classroom instruction and grade level teams. We continue to be challenged by a large ESOL population. We will have at least two ESOL teachers with classrooms containing 8 computers each to assist students in learning English.

We have formed grade level data teams to collect, analyze, and monitor academic data and implement strategies for improving student achievement. Students have set goals for the MAP assessment. Although we did see increases at the winter administration of MAP, we need to increase our student achievement even more to improve student success. We are using the Anderson 5 curriculum and are working at utilizing the Benchmark assessments to inform instruction. Materials and supplies have been obtained to support the curriculum. School wide professional development has focused on establishing procedures and becoming organized in the new building. Curriculum and instructional training has been an issue that Jasper County will address district-wide in the next school year. We are observing successful programs in other schools and building our program collaboratively with our grade level teams.

Parent and community involvement has been a concern. The school administration is working with the SIC and the PTA to increase parent and community participation. We have moved some of the SIC meetings to the school in an attempt to increase parental attendance. We have included student performances at the PTA meetings in an effort to increase parent involvement. Next year, we will pair both activities on the same evening to make it easier for parents to attend.

Comprehensive detail, including definitions of rating, performance criteria, and explanations of status, is available on www.ed.sc.gov and www.eoc.sc.gov as well as school and school district websites.

Printed versions are available from school districts upon request.

Abbreviations Key

N/A Not Applicable N/AV Not Available N/C Not Collected N/R Not Reported I/S Insufficient Sample TBD To be determined
 NI Newly Identified CSI Continuing School Improvement CA Corrective Action RP Plan to Restructure R Restructure DELAY School Improvement Status HOLD School Improvement Status