



# SC Annual School Report Card Summary

Burgess Elementary

Horry

Grades: PK-5

Enrollment: 551

Principal: Donna Hooks

Superintendent: Dr. Cynthia Elsberry

Board Chair: Will Garland

## PERFORMANCE

Comprehensive detail, including definitions of ratings, performance criteria, and explanations of status, is available on [www.ed.sc.gov](http://www.ed.sc.gov) and [www.eoc.sc.gov](http://www.eoc.sc.gov) as well as school and school district websites. Printed versions are available from school districts upon request.

YEAR	ABSOLUTE RATING	GROWTH RATING	PALMETTO GOLD/SILVER AWARD	AYP STATUS	NCLB IMPROVEMENT STATUS
2008	Good	Good	TBD	Not Met	N/A
2007	N/A	N/A	N/A	N/A	N/A
2006	N/A	N/A	N/A	N/A	N/A

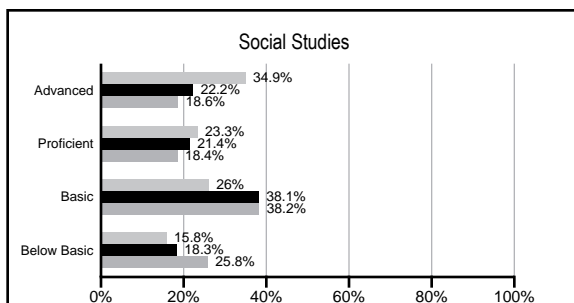
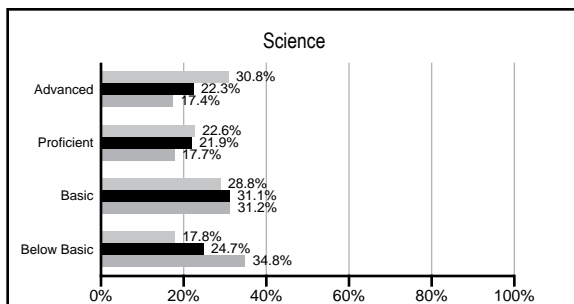
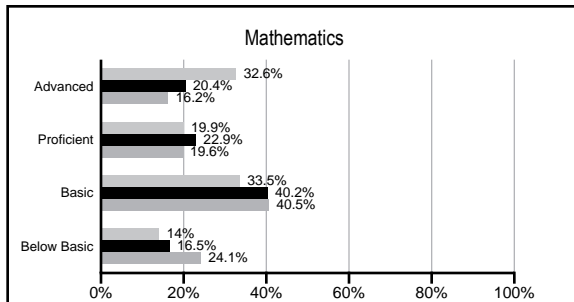
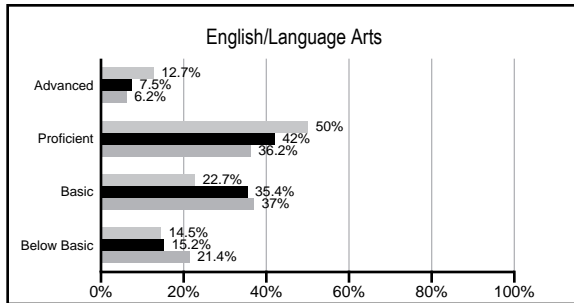
## ABSOLUTE RATINGS OF ELEMENTARY SCHOOLS WITH STUDENTS LIKE OURS\*

EXCELLENT	GOOD	AVERAGE	BELOW AVERAGE	AT-RISK
1	28	56	4	0

\* Ratings are calculated with data available by 02/17/2009. Schools with Students like Ours are Elementary Schools with poverty indices of no more than 5% above or below the index for this school.

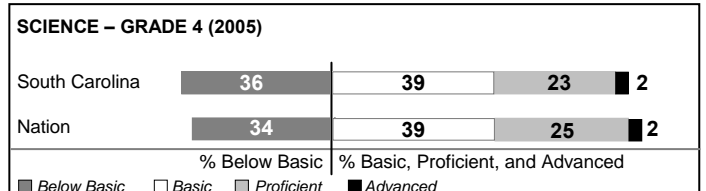

## PACT PERFORMANCE

Our School
  Elementary Schools with Students Like Ours
  Elementary schools statewide



## NAEP PERFORMANCE\*

\* Performance reported for SC and nation, data not available at school level. Percentages at NAEP Achievement Levels.



## SC PERFORMANCE GOAL

2010 Goal:

*By 2010, SC's student achievement will be ranked in the top half of the states nationally. To achieve this goal, we must become one of the fastest improving systems in the country.*

2020 Goal: TBD

### Abbreviations Key

N/A Not Applicable N/AV Not Available N/C Not Collected N/R Not Reported I/S Insufficient Sample TBD To be determined  
 NI Newly Identified CSI Continuing School Improvement CA Corrective Action RP Plan to Restructure R Restructure DELAY School Improvement Status HOLD School Improvement Status

# Burgess Elementary [Horry]

## SCHOOL PROFILE

	Our School	Change from Last Year	Elementary Schools with Students Like Ours	Median Elementary School
<b>Students (n=551)</b>				
Retention rate	1.0%	N/A	2.1%	2.3%
Attendance rate	95.8%	N/A	96.4%	96.3%
Eligible for gifted and talented	24.4%	N/A	14.1%	10.4%
With disabilities other than speech	9.9%	N/A	7.0%	7.5%
Out-of-school suspensions or expulsions for violent &/or criminal offenses	0.2%	N/R	0.0%	0.0%
<b>Teachers (n=38)</b>				
Teachers with advanced degrees	39.5%	N/A	56.1%	56.7%
Continuing contract teachers	68.4%	N/A	78.9%	77.3%
Teachers with emergency or provisional certificates	0.0%	N/A	0.0%	0.0%
Teachers returning from previous year	N/A	N/A	88.8%	86.4%
Teacher attendance rate	95.0%	N/R	94.9%	94.9%
Average teacher salary	\$41,326	I/S	\$45,891	\$45,345
Classes not taught by highly qualified teachers	4.2%	N/A	0.0%	0.0%
<b>School</b>				
Principal's years at school	0.0	N/R	5.0	4.0
Student-teacher ratio in core subjects	20.8 to 1	N/R	19.3 to 1	18.5 to 1
Prime instructional time	88.3%	N/R	90.2%	89.8%
Opportunities in the arts	Good	N/R	Good	Good
SACS accreditation	Yes	N/R	Yes	Yes
Character development program	Good	N/R	Excellent	Excellent
Dollars spent per pupil*	N/A	N/A	\$6,387	\$7,052
Percent of expenditures for instruction*	N/A	N/A	69.8%	69.1%
Percent of expenditures for teacher salaries*	N/A	N/A	65.5%	64.2%
% of AYP objectives met	88.2%		92.3%	85.7%

\* Prior year audited financial data available.

## EVALUATION RESULTS

	Teachers	Students*	Parents*
Number of surveys returned	41	65	52
Percent satisfied with learning environment	95.1%	98.5%	89.8%
Percent satisfied with social and physical environment	97.5%	96.9%	91.8%
Percent satisfied with school-home relations	92.7%	89.2%	90.0%

\*Only students at the highest elementary school grade level at this school and their parents were included.

## REPORT OF PRINCIPAL AND SCHOOL IMPROVEMENT COUNCIL

What a wonderful first year it was for the students, parents, faculty, and staff members of Burgess Elementary School. Our adventure began when a committee of parents and community leaders met to discuss the naming of the new school, selection of the mascot, and school colors. Our first few months were spent in portables behind St. James Elementary and St. James Middle Schools as construction was completed. How excited and thankful we were to move into our brand new building the week of Thanksgiving and begin classes in the new facility on November 26th. Our families and community members were proud, too, as over 1,000 came out to help us celebrate at our Grand Premier event in December. We are happy to be a part of such a wonderful community school with a rich heritage of parental involvement and community support.

At Burgess Elementary School, we strive daily to move each and every student to higher levels of learning. With our use of the Northwest Evaluation Association's Measures of Academic Progress (MAP), we continually studied strengths and weaknesses of each child in grades kindergarten through five and charted individual courses of success. We analyzed where our students showed growth, why the growth occurred, and utilized research-based curriculum and instruction decisions so all of our children were academically challenged. In addition we closely monitored our primary children's instructional reading levels through the Diagnostic Reading Assessment (DRA). Combined with daily progress, teacher observation, and student work, we made decisions as how to best meet our students' needs. We also focused on science and social studies in the elementary grades by monitoring student success each quarter through the Scholars Tests.

Civic, personal, and social responsibilities are also priorities at Burgess Elementary and were taught through classroom guidance lessons, service learning projects, and a weekly lifeskill focus. Our March of Dimes campaign raised more than \$10,000, and we were awarded Top New Team in Horry County. We were also honored as a three-time division winner for our recycling efforts in the Talkin' Trash program. Our school participated in the Salvation Army Canned Food Drive, Myrtle Beach Family Fun Run, and American Heart Association's Jump Rope for Heart.

The success of any school requires the support of an active PTA, faithful volunteers, generous business partners, and involved parents. This year's PTA sponsored many programs including the fall festival and basket auction and raised funds to purchase additional supplies and materials for our school. Our volunteers included parents, grandparents, community members, and St. James High School students who served as mentors and tutors, chaperoned study trips, and worked during field day events and other school-wide activities. Our business partners supplied student and staff incentives. Parents and community members also joined with us in the development of our Burgess Community Museum. Burgess Elementary School...simply the BEST!

Donna Hooks, Principal  
Mark Mitchell, School Improvement Council Chair, 2007-2008

Comprehensive detail, including definitions of rating, performance criteria, and explanations of status, is available on [www.ed.sc.gov](http://www.ed.sc.gov) and [www.eoc.sc.gov](http://www.eoc.sc.gov) as well as school and school district websites.

Printed versions are available from school districts upon request.

### Abbreviations Key

N/A Not Applicable N/AV Not Available N/C Not Collected N/R Not Reported I/S Insufficient Sample TBD To be determined  
NI Newly Identified CSI Continuing School Improvement CA Corrective Action RP Plan to Restructure R Restructure DELAY School Improvement Status HOLD School Improvement Status