



# SC Annual School Report Card Summary

Ocean Bay Elementary  
 Horry  
 Grades: PK-5 Enrollment: 943  
 Principal: Nancy Ward  
 Superintendent: Dr. Cynthia Elsberry  
 Board Chair: Will Garland

## PERFORMANCE

Comprehensive detail, including definitions of ratings, performance criteria, and explanations of status, is available on [www.ed.sc.gov](http://www.ed.sc.gov) and [www.eoc.sc.gov](http://www.eoc.sc.gov) as well as school and school district websites. Printed versions are available from school districts upon request.

YEAR	ABSOLUTE RATING	GROWTH RATING	PALMETTO GOLD/SILVER AWARD	AYP STATUS	NCLB IMPROVEMENT STATUS
2008	Good	Below Average	TBD	Not Met	N/A
2007	Good	Average	N/A	Met	N/A
2006	N/A	N/A	N/A	N/A	N/A

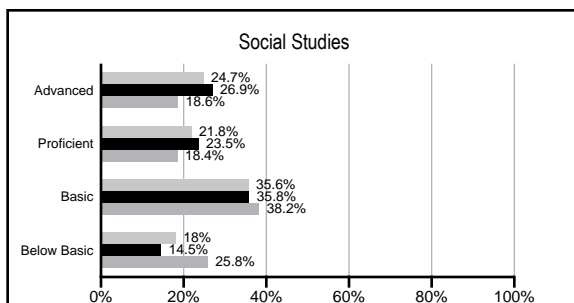
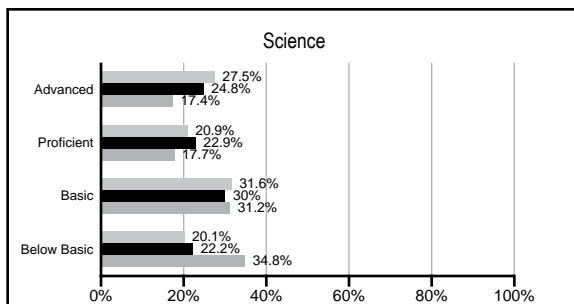
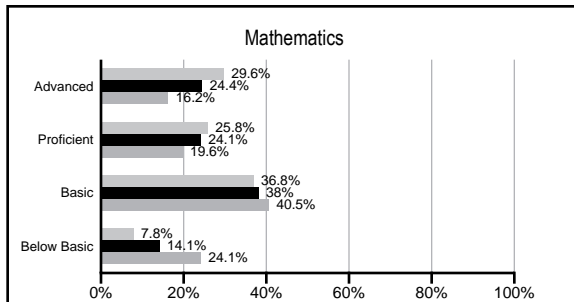
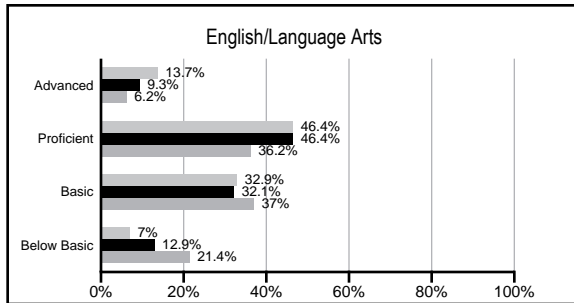
## ABSOLUTE RATINGS OF ELEMENTARY SCHOOLS WITH STUDENTS LIKE OURS\*

EXCELLENT	GOOD	AVERAGE	BELOW AVERAGE	AT-RISK
5	19	17	2	0

\* Ratings are calculated with data available by 02/17/2009. Schools with Students like Ours are Elementary Schools with poverty indices of no more than 5% above or below the index for this school.

## PACT PERFORMANCE

Our School Elementary Schools with Students Like Ours Elementary schools statewide



## NAEP PERFORMANCE\*

\* Performance reported for SC and nation, data not available at school level. Percentages at NAEP Achievement Levels.



## SC PERFORMANCE GOAL

2010 Goal:  
 By 2010, SC's student achievement will be ranked in the top half of the states nationally. To achieve this goal, we must become one of the fastest improving systems in the country.

2020 Goal: TBD

### Abbreviations Key

N/A Not Applicable N/AV Not Available N/C Not Collected N/R Not Reported I/S Insufficient Sample TBD To be determined  
 NI Newly Identified CSI Continuing School Improvement CA Corrective Action RP Plan to Restructure R Restructure DELAY School Improvement Status HOLD School Improvement Status

# Ocean Bay Elementary [Horry]

## SCHOOL PROFILE

	Our School	Change from Last Year	Elementary Schools with Students Like Ours	Median Elementary School
<b>Students (n=943)</b>				
Retention rate	1.3%	Down from 1.8%	1.6%	2.3%
Attendance rate	95.3%	Down from 95.8%	96.7%	96.3%
Eligible for gifted and talented	17.5%	Up from 16.2%	20.2%	10.4%
With disabilities other than speech	6.8%	Up from 5.5%	6.9%	7.5%
Out-of-school suspensions or expulsions for violent &/or criminal offenses	0.1%	Down from 0.4%	0.0%	0.0%
<b>Teachers (n=56)</b>				
Teachers with advanced degrees	35.7%	Down from 36.1%	60.9%	56.7%
Continuing contract teachers	58.9%	Down from 61.1%	81.6%	77.3%
Teachers with emergency or provisional certificates	0.0%	No Change	0.0%	0.0%
Teachers returning from previous year	N/A	N/A	88.1%	86.4%
Teacher attendance rate	94.5%	Down from 96.3%	95.3%	94.9%
Average teacher salary	\$44,405	Up 0.8%	\$47,069	\$45,345
Classes not taught by highly qualified teachers	3.1%	Down from 3.3%	0.0%	0.0%
<b>School</b>				
Principal's years at school	1.0	No Change	4.0	4.0
Student-teacher ratio in core subjects	19.8 to 1	Down from 23.3 to 1	20.5 to 1	18.5 to 1
Prime instructional time	88.2%	Down from 90.9%	90.4%	89.8%
Opportunities in the arts	Good	No Change	Good	Good
SACS accreditation	Yes	No Change	Yes	Yes
Character development program	Good	Down from Excellent	Excellent	Excellent
Dollars spent per pupil*	\$6,736	N/A	\$6,572	\$7,052
Percent of expenditures for instruction*	64.8%	N/A	70.6%	69.1%
Percent of expenditures for teacher salaries*	59.3%	N/A	66.7%	64.2%
% of AYP objectives met	94.1%		92.3%	85.7%

\* Prior year audited financial data available.

## EVALUATION RESULTS

	Teachers	Students*	Parents*
Number of surveys returned	47	124	78
Percent satisfied with learning environment	100.0%	83.7%	87.2%
Percent satisfied with social and physical environment	100.0%	90.2%	85.9%
Percent satisfied with school-home relations	97.9%	85.5%	78.2%

\*Only students at the highest elementary school grade level at this school and their parents were included.

## REPORT OF PRINCIPAL AND SCHOOL IMPROVEMENT COUNCIL

This year has been marked with extensive growth and adjustment. Our student population continued to grow throughout the school year. This required significant adjustment and accommodations of staff, programs, and resources. Our elementary instructional program was reorganized to maximize academic learning time for all students and to meet the diverse needs of our students.

The teachers participated in collaborative sessions throughout the year to plan for instruction. These sessions focused on instructional pacing, academic standards, district learning initiatives, and best instructional practices. In addition, the entire teaching staff participated in a professional book study of *One Child at a Time* which focused on differentiating instruction and providing for individual student needs.

We restructured our school-wide reading program to provide a greater variety of reading opportunities for our students. The goal of the reading program is to promote a love of reading. Students were encouraged to read a variety of genres based on their individual interests and to demonstrate their comprehension through a choice of activities.

Our school-wide character development program was continued to support positive student social and emotional behaviors. Students received individual and group recognition for using "Respectful, Responsible and Ready" behaviors. Our guidance counselors supported the program through class sessions, small groups, and individual counseling.

Students participated in the related arts programs throughout the year: Art Club, Drama Club, Drumming Groups, Choral Groups, Fitness Clubs, Field Days, Myrtle Beach Family Fun Run, and Health education. Our students also participated in community service activities: Lindsey's Little Miracles, Angel Tree, March of Dimes, Horry County recycling initiatives, and holiday canned food drive.

We were recognized by the state with the Palmetto Silver Award for academic achievement and improvement.

Nancy Ward, Principal  
Jill Dore, School Improvement Chairperson

Comprehensive detail, including definitions of rating, performance criteria, and explanations of status, is available on [www.ed.sc.gov](http://www.ed.sc.gov) and [www.eoc.sc.gov](http://www.eoc.sc.gov) as well as school and school district websites.

Printed versions are available from school districts upon request.

### Abbreviations Key

N/A Not Applicable N/AV Not Available N/C Not Collected N/R Not Reported I/S Insufficient Sample TBD To be determined

NI Newly Identified CSI Continuing School Improvement CA Corrective Action RP Plan to Restructure R Restructure DELAY School Improvement Status HOLD School Improvement Status