



SC Annual School Report Card Summary

North Myrtle Beach Intermediate
 Horry
 Grades: 4-5 Enrollment: 644
 Principal: Michelle Greene-Graham
 Superintendent: Dr. Cynthia Elsberry
 Board Chair: Will Garland

PERFORMANCE

Comprehensive detail, including definitions of ratings, performance criteria, and explanations of status, is available on www.ed.sc.gov and www.eoc.sc.gov as well as school and school district websites. Printed versions are available from school districts upon request.

YEAR	ABSOLUTE RATING	GROWTH RATING	PALMETTO GOLD/SILVER AWARD	AYP STATUS	NCLB IMPROVEMENT STATUS
2008	Average	Below Average	TBD	Not Met	N/A
2007	Good	Below Average	Silver	Not Met	NI
2006	Good	Good	N/A	Not Met	N/A

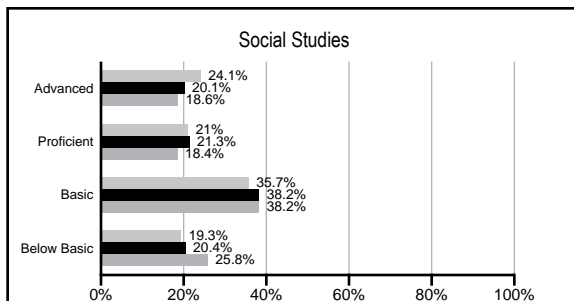
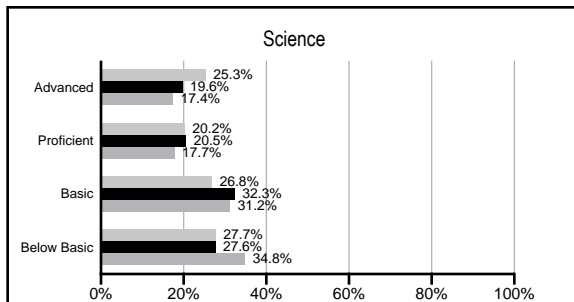
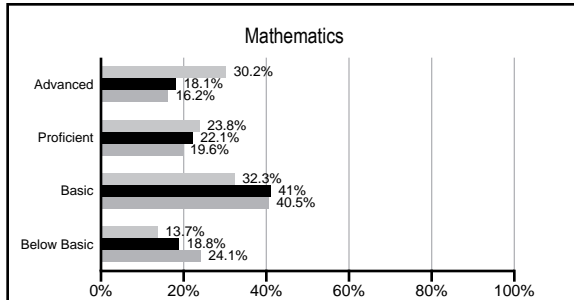
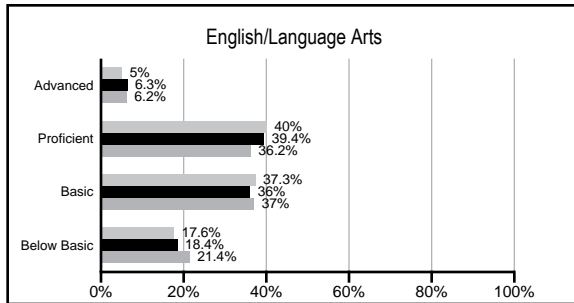
ABSOLUTE RATINGS OF ELEMENTARY SCHOOLS WITH STUDENTS LIKE OURS*

EXCELLENT	GOOD	AVERAGE	BELOW AVERAGE	AT-RISK
0	15	57	7	1

* Ratings are calculated with data available by 02/17/2009. Schools with Students like Ours are Elementary Schools with poverty indices of no more than 5% above or below the index for this school.

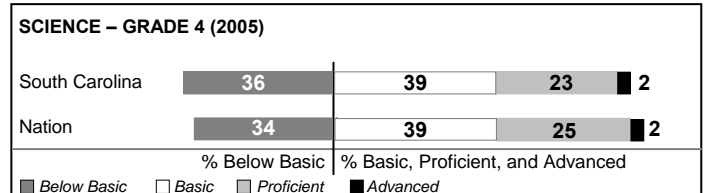
PACT PERFORMANCE

Our School
 Elementary Schools with Students Like Ours
 Elementary schools statewide



NAEP PERFORMANCE*

* Performance reported for SC and nation, data not available at school level. Percentages at NAEP Achievement Levels.



SC PERFORMANCE GOAL

2010 Goal:
 By 2010, SC's student achievement will be ranked in the top half of the states nationally. To achieve this goal, we must become one of the fastest improving systems in the country.

2020 Goal: TBD

Abbreviations Key

N/A Not Applicable N/AV Not Available N/C Not Collected N/R Not Reported I/S Insufficient Sample TBD To be determined
 NI Newly Identified CSI Continuing School Improvement CA Corrective Action RP Plan to Restructure R Restructure DELAY School Improvement Status HOLD School Improvement Status

North Myrtle Beach Intermediate [Horry]

SCHOOL PROFILE

	Our School	Change from Last Year	Elementary Schools with Students Like Ours	Median Elementary School
Students (n=644)				
Retention rate	0.6%	Down from 0.8%	2.3%	2.3%
Attendance rate	96.4%	Up from 96.3%	96.3%	96.3%
Eligible for gifted and talented	21.3%	Down from 25.3%	12.1%	10.4%
With disabilities other than speech	10.9%	Up from 9.8%	8.2%	7.5%
Out-of-school suspensions or expulsions for violent &/or criminal offenses	0.3%	Down from 1.0%	0.0%	0.0%
Teachers (n=37)				
Teachers with advanced degrees	43.2%	Down from 51.4%	56.0%	56.7%
Continuing contract teachers	83.8%	Up from 82.9%	78.7%	77.3%
Teachers with emergency or provisional certificates	0.0%	No Change	0.0%	0.0%
Teachers returning from previous year	88.0%	Up from 86.3%	87.4%	86.4%
Teacher attendance rate	95.5%	Down from 95.6%	95.3%	94.9%
Average teacher salary	\$48,269	Up 1.3%	\$45,236	\$45,345
Classes not taught by highly qualified teachers	1.6%	Down from 4.4%	0.0%	0.0%
School				
Principal's years at school	2.0	Up from 1.0	3.0	4.0
Student-teacher ratio in core subjects	22.2 to 1	Up from 20.9 to 1	18.8 to 1	18.5 to 1
Prime instructional time	90.8%	Down from 91.0%	90.2%	89.8%
Opportunities in the arts	Good	No Change	Good	Good
SACS accreditation	Yes	No Change	Yes	Yes
Character development program	Excellent	No Change	Excellent	Excellent
Dollars spent per pupil*	\$7,104	Up 20.3%	\$6,518	\$7,052
Percent of expenditures for instruction*	66.1%	Down from 67.9%	69.2%	69.1%
Percent of expenditures for teacher salaries*	60.8%	Down from 65.5%	65.5%	64.2%
% of AYP objectives met	85.7%		88.2%	85.7%

* Prior year audited financial data available.

EVALUATION RESULTS

	Teachers	Students*	Parents*
Number of surveys returned	36	286	168
Percent satisfied with learning environment	75.0%	88.4%	84.6%
Percent satisfied with social and physical environment	86.1%	81.3%	83.7%
Percent satisfied with school-home relations	80.6%	89.1%	77.7%

*Only students at the highest elementary school grade level at this school and their parents were included.

REPORT OF PRINCIPAL AND SCHOOL IMPROVEMENT COUNCIL

2007-2008 was another wonderful year at North Myrtle Beach Intermediate School. Working together, our students, staff, parents, and community accomplished many of our performance goals. Our students have excelled academically at the school, district, and state levels. North Myrtle Beach Intermediate School has been recognized by the South Carolina Oversight Committee during the past two years for closing the achievement gap for historically underachieving students. Our school has also been a Palmetto Silver Award recipient the past three years for academic improvement. North Myrtle Beach Intermediate School was recognized by Horry County School District with the Superintendent's Service Learning Award for excellence in successfully making school and community service an integral part of the curriculum and culture of the school.

All of our students were administered the MAP test three times this school year. Data from MAP scores indicate an increase in students reaching their RIT growth target goals in Math, Reading, and Language. The results that emerged are those of a school that has made solid, steady gains but whose performance needs to continue.

In order to meet the academic needs of all students, we are continuously evaluating and adjusting the instructional programs at North Myrtle Beach Intermediate School. We must increase the number of students performing at the proficiency levels in Math, English Language Arts, Science, and Social Studies. To better serve all students at North Myrtle Beach Intermediate School, we have used a variety of instructional strategies differentiated for each student's individual needs. There was a school-wide focus on literacy across the curriculum. Students participated in activities to build comprehension, fluency, vocabulary, and writing. Technology was integrated into all content areas, providing interactive, highly engaging, rigorous learning opportunities.

Our school mission is to provide a student-centered learning environment that ensures students become responsible and self-disciplined and achieve their maximum potential, in order to succeed in a dynamic world as active contributors in their community. South Carolina standards are matched to students' needs in a diagnostic-prescriptive approach. Student work is continuously examined and guides instruction. Administrators, teachers, and staff pool their knowledge and resources regularly through collaborative planning.

Michelle Greene-Graham, Principal
Mary Gail Stanaland, School Improvement Chairperson
2007-2008

Comprehensive detail, including definitions of rating, performance criteria, and explanations of status, is available on www.ed.sc.gov and www.eoc.sc.gov as well as school and school district websites.

Printed versions are available from school districts upon request.

Abbreviations Key

N/A Not Applicable N/AV Not Available N/C Not Collected N/R Not Reported I/S Insufficient Sample TBD To be determined
NI Newly Identified CSI Continuing School Improvement CA Corrective Action RP Plan to Restructure R Restructure DELAY School Improvement Status HOLD School Improvement Status