



# SC Annual School Report Card Summary

Socastee Elementary

Horry

Grades: PK-5

Enrollment: 611

Principal: Judy Bratcher

Superintendent: Dr. Cynthia Elsberry

Board Chair: Will Garland

## PERFORMANCE

Comprehensive detail, including definitions of ratings, performance criteria, and explanations of status, is available on [www.ed.sc.gov](http://www.ed.sc.gov) and [www.eoc.sc.gov](http://www.eoc.sc.gov) as well as school and school district websites. Printed versions are available from school districts upon request.

YEAR	ABSOLUTE RATING	GROWTH RATING	PALMETTO GOLD/SILVER AWARD	AYP STATUS	NCLB IMPROVEMENT STATUS
2008	Average	Below Average	TBD	Met	N/A
2007	Average	Below Average	N/A	Met	N/A
2006	Good	At-Risk	N/A	Met	N/A

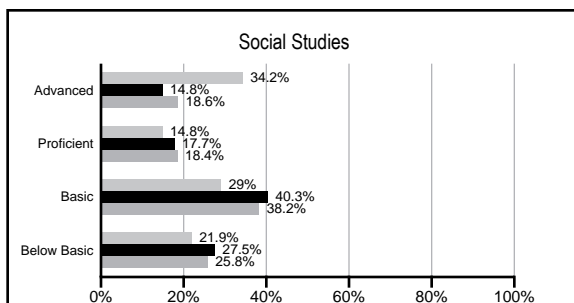
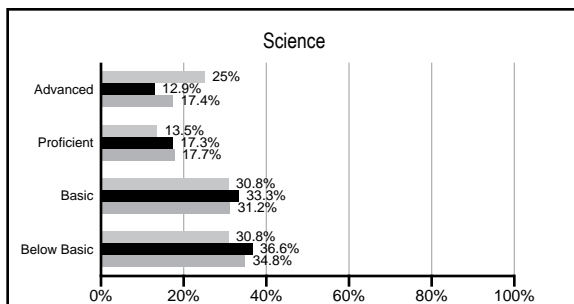
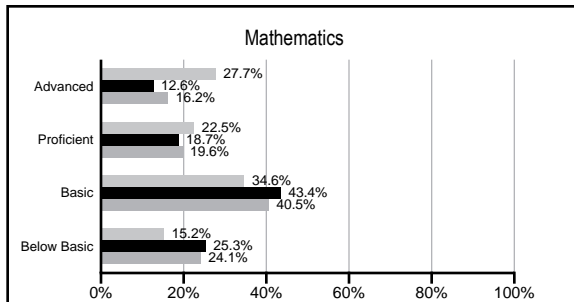
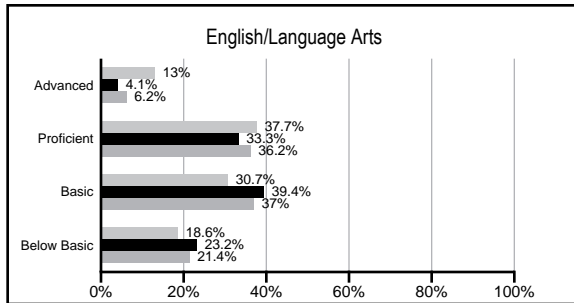
## ABSOLUTE RATINGS OF ELEMENTARY SCHOOLS WITH STUDENTS LIKE OURS\*

EXCELLENT	GOOD	AVERAGE	BELOW AVERAGE	AT-RISK
0	3	37	43	1

\* Ratings are calculated with data available by 02/17/2009. Schools with Students like Ours are Elementary Schools with poverty indices of no more than 5% above or below the index for this school.


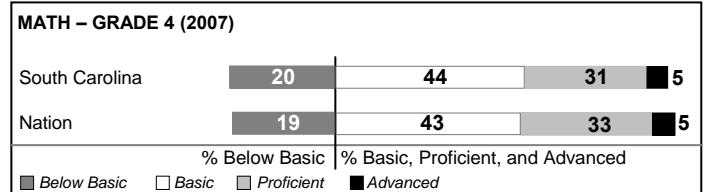
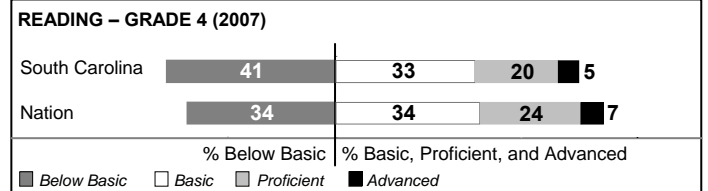
## PACT PERFORMANCE

Our School    Elementary Schools with Students Like Ours    Elementary schools statewide



## NAEP PERFORMANCE\*

\* Performance reported for SC and nation, data not available at school level. Percentages at NAEP Achievement Levels.



## SC PERFORMANCE GOAL

2010 Goal:

*By 2010, SC's student achievement will be ranked in the top half of the states nationally. To achieve this goal, we must become one of the fastest improving systems in the country.*

2020 Goal: TBD

### Abbreviations Key

N/A Not Applicable N/AV Not Available N/C Not Collected N/R Not Reported I/S Insufficient Sample TBD To be determined  
 NI Newly Identified CSI Continuing School Improvement CA Corrective Action RP Plan to Restructure R Restructure DELAY School Improvement Status HOLD School Improvement Status

# Socastee Elementary [Horry]

## SCHOOL PROFILE

	Our School	Change from Last Year	Elementary Schools with Students Like Ours	Median Elementary School
<b>Students (n=611)</b>				
Retention rate	1.1%	Down from 2.6%	2.9%	2.3%
Attendance rate	96.2%	Up from 95.6%	96.1%	96.3%
Eligible for gifted and talented	16.3%	Down from 18.0%	8.2%	10.4%
With disabilities other than speech	10.0%	Up from 7.1%	9.0%	7.5%
Out-of-school suspensions or expulsions for violent &/or criminal offenses	0.0%	No Change	0.0%	0.0%
<b>Teachers (n=41)</b>				
Teachers with advanced degrees	48.8%	Down from 52.4%	54.8%	56.7%
Continuing contract teachers	85.4%	Up from 81.0%	78.7%	77.3%
Teachers with emergency or provisional certificates	0.0%	No Change	0.0%	0.0%
Teachers returning from previous year	88.2%	Up from 85.0%	86.5%	86.4%
Teacher attendance rate	94.1%	Down from 94.9%	94.7%	94.9%
Average teacher salary	\$46,650	Up 3.3%	\$45,059	\$45,345
Classes not taught by highly qualified teachers	3.9%	Up from 0.0%	0.0%	0.0%
<b>School</b>				
Principal's years at school	2.0	Up from 1.0	4.0	4.0
Student-teacher ratio in core subjects	19.7 to 1	Down from 20.6 to 1	18.4 to 1	18.5 to 1
Prime instructional time	88.4%	Down from 89.0%	89.0%	89.8%
Opportunities in the arts	Good	No Change	Good	Good
SACS accreditation	Yes	No Change	Yes	Yes
Character development program	Excellent	No Change	Excellent	Excellent
Dollars spent per pupil*	\$8,231	Up 29.7%	\$7,265	\$7,052
Percent of expenditures for instruction*	69.1%	Down from 70.3%	68.4%	69.1%
Percent of expenditures for teacher salaries*	63.5%	Down from 67.8%	62.7%	64.2%
% of AYP objectives met	100.0%		81.0%	85.7%

\* Prior year audited financial data available.

## EVALUATION RESULTS

	Teachers	Students*	Parents*
Number of surveys returned	43	67	60
Percent satisfied with learning environment	93.0%	95.5%	96.6%
Percent satisfied with social and physical environment	93.0%	95.5%	95.0%
Percent satisfied with school-home relations	73.8%	91.0%	86.4%

\*Only students at the highest elementary school grade level at this school and their parents were included.

## REPORT OF PRINCIPAL AND SCHOOL IMPROVEMENT COUNCIL

2007-08 was a great year for Socastee Elementary School. The school was recognized as a Gold AYP school, Closing the Gap school, SACS accredited school, and is a Red Carpet school. Socastee worked with students, parents, and community to raise money for March of Dimes, Cancer Society, American Heart Association, and other charitable organizations. Our 4th grade Helping Hands Club provided leadership and community service for various school projects, worked during the year and into the summer at a local assisted-living center, and collected school supplies for a school in Afghanistan.

In order to improve student achievement we provided literacy teachers, a Reading Recovery teacher, and child development and kindergarten teacher assistants to help students master basic literacy skills. Differentiated programs for gifted and special needs students were provided. Selected 5th grade math students took Pre-Algebra 2nd semester. An After School Academy was provided. PACT, MAP, and benchmark data were used to plan lessons. Teachers attended staff development and state conferences in areas relevant to our academic needs. One ESOL teacher and assistant worked with ESOL students.

Translations and interpretations were provided to improve communication. Title I funded "Active Parenting" facilitated by the school counselor. Parent programs on "Parenting Tips" and "Safety Tips for Kids" were held. An interpreter and child care was provided at all parent meetings. An interpreter was also available at the fall parent and teacher conferences with the Personalized Academic Plan/Academic Plan meeting for students. A major challenge our staff and students face is the issue of high mobility for students.

PTO and the School Improvement council continued their support for the staff and students. Numerous business and organizations provided gifts and support to the school. Coastal Carolina University mentors worked with over 20 students regularly. The revised mission of the school is to provide students with a stable quality learning environment that models the Responsive Classroom principles and students can achieve.

Judy Bratcher, Principal, 2007-08  
 Laura Abernathy, School Improvement Council Chairperson, 2007-08

Comprehensive detail, including definitions of rating, performance criteria, and explanations of status, is available on [www.ed.sc.gov](http://www.ed.sc.gov) and [www.eoc.sc.gov](http://www.eoc.sc.gov) as well as school and school district websites.

Printed versions are available from school districts upon request.

### Abbreviations Key

N/A Not Applicable N/AV Not Available N/C Not Collected N/R Not Reported I/S Insufficient Sample TBD To be determined  
 NI Newly Identified CSI Continuing School Improvement CA Corrective Action RP Plan to Restructure R Restructure DELAY School Improvement Status HOLD School Improvement Status