



SC Annual School Report Card Summary

Myrtle Beach Intermediate
Horry

Grades: 4-5

Enrollment: 537

Principal: Cathy Slater

Superintendent: Dr. Cynthia Elsberry

Board Chair: Will Garland

PERFORMANCE

Comprehensive detail, including definitions of ratings, performance criteria, and explanations of status, is available on www.ed.sc.gov and www.eoc.sc.gov as well as school and school district websites. Printed versions are available from school districts upon request.

YEAR	ABSOLUTE RATING	GROWTH RATING	PALMETTO GOLD/SILVER AWARD	AYP STATUS	NCLB IMPROVEMENT STATUS
2008	Average	At-Risk	TBD	Not Met	N/A
2007	Average	At-Risk	N/A	Not Met	N/A
2006	Good	At-Risk	Silver	Met	N/A

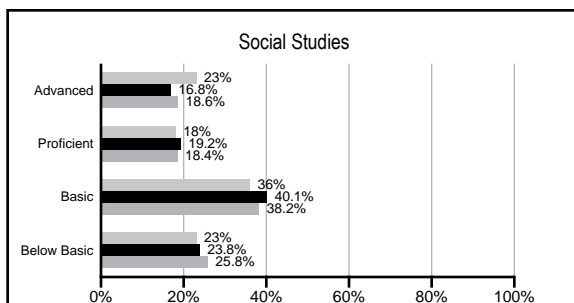
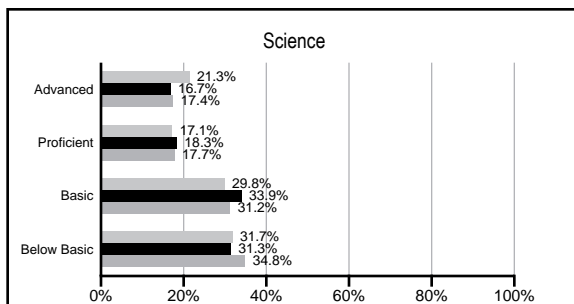
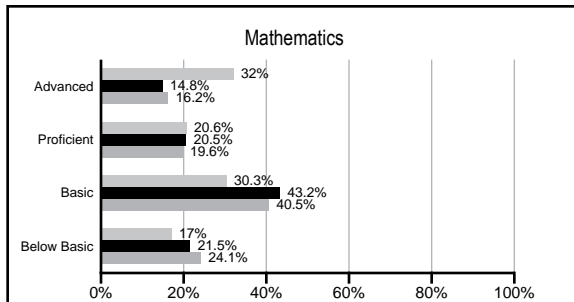
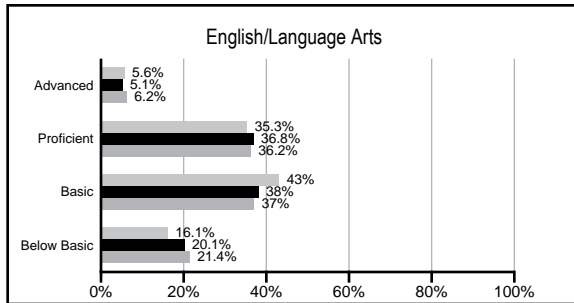
ABSOLUTE RATINGS OF ELEMENTARY SCHOOLS WITH STUDENTS LIKE OURS*

EXCELLENT	GOOD	AVERAGE	BELOW AVERAGE	AT-RISK
0	8	64	22	1

* Ratings are calculated with data available by 02/17/2009. Schools with Students like Ours are Elementary Schools with poverty indices of no more than 5% above or below the index for this school.

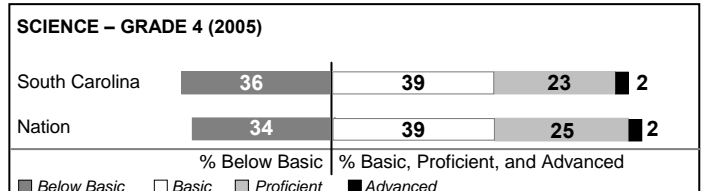

PACT PERFORMANCE

Our School Elementary Schools with Students Like Ours Elementary schools statewide



NAEP PERFORMANCE*

* Performance reported for SC and nation, data not available at school level. Percentages at NAEP Achievement Levels.



SC PERFORMANCE GOAL

2010 Goal:

By 2010, SC's student achievement will be ranked in the top half of the states nationally. To achieve this goal, we must become one of the fastest improving systems in the country.

2020 Goal: TBD

Abbreviations Key

N/A Not Applicable N/AV Not Available N/C Not Collected N/R Not Reported I/S Insufficient Sample TBD To be determined

NI Newly Identified CSI Continuing School Improvement CA Corrective Action RP Plan to Restructure R Restructure DELAY School Improvement Status HOLD School Improvement Status

Myrtle Beach Intermediate [Horry]

SCHOOL PROFILE

	Our School	Change from Last Year	Elementary Schools with Students Like Ours	Median Elementary School
Students (n=537)				
Retention rate	1.1%	Up from 0.9%	2.3%	2.3%
Attendance rate	96.0%	Up from 95.6%	96.3%	96.3%
Eligible for gifted and talented	22.3%	Down from 26.9%	11.2%	10.4%
With disabilities other than speech	19.1%	Up from 17.8%	8.5%	7.5%
Out-of-school suspensions or expulsions for violent &/or criminal offenses	1.3%	No Change	0.0%	0.0%
Teachers (n=36)				
Teachers with advanced degrees	41.7%	Down from 44.4%	56.6%	56.7%
Continuing contract teachers	61.1%	Down from 72.2%	80.0%	77.3%
Teachers with emergency or provisional certificates	0.0%	No Change	0.0%	0.0%
Teachers returning from previous year	80.2%	Down from 82.6%	87.8%	86.4%
Teacher attendance rate	98.3%	Down from 99.1%	95.0%	94.9%
Average teacher salary	\$46,206	Down 2.1%	\$45,023	\$45,345
Classes not taught by highly qualified teachers	0.0%	Down from 11.5%	0.0%	0.0%
School				
Principal's years at school	2.0	Up from 1.0	3.0	4.0
Student-teacher ratio in core subjects	17.2 to 1	Down from 22.4 to 1	18.8 to 1	18.5 to 1
Prime instructional time	94.3%	Down from 94.6%	89.8%	89.8%
Opportunities in the arts	Good	No Change	Good	Good
SACS accreditation	Yes	No Change	Yes	Yes
Character development program	Excellent	No Change	Excellent	Excellent
Dollars spent per pupil*	\$8,331	Up 7.3%	\$6,683	\$7,052
Percent of expenditures for instruction*	65.3%	Up from 58.1%	68.9%	69.1%
Percent of expenditures for teacher salaries*	61.1%	Up from 55.6%	65.0%	64.2%
% of AYP objectives met	86.2%		87.2%	85.7%

* Prior year audited financial data available.

EVALUATION RESULTS

	Teachers	Students*	Parents*
Number of surveys returned	37	235	120
Percent satisfied with learning environment	88.9%	82.3%	92.4%
Percent satisfied with social and physical environment	86.5%	83.8%	86.2%
Percent satisfied with school-home relations	83.8%	90.6%	87.3%

*Only students at the highest elementary school grade level at this school and their parents were included.

REPORT OF PRINCIPAL AND SCHOOL IMPROVEMENT COUNCIL

The 2007-2008 school year was one of growth and opportunity for MBIS. Our theme for the year was "Successfully Educating All Students."

In making our theme tangible we wrote new words to "Changes in Latitude" and had the song recorded by our local band. The song was used throughout the year during various school activities.

District wide a second physical education period was added to student schedules each week to help meet the state's new requirements in that area. Additionally, we made the adjustments necessary to adhere to updates in nutritional guidelines. Both initiatives were implemented in an effort to improve student health and welfare.

Our staff, students, and parents worked together to present our traditional annual holiday production of "It's a Dickens of a Christmas" in December. In June, we worked together to present three performances of "The Return of the Glass Slipper." Our fifth graders made their yearly trip to Washington, D.C., and our fourth graders made their annual trip to our state capital in Columbia. Our students participated in Red Ribbon Week activities and assemblies focused on making good choices. They attended fine arts programs, including the Long Bay Symphony, a performance of the Nutcracker, a presentation by historians from Camp Flintlock, motivational presentations focused on finding a way to reach their goals, and programs honoring our veterans.

Our ESOL instructor, Carole McMahon, received a \$2,000 grant to purchase materials to use with non-English speaking students and their families. Our librarian, Cathy Moore, received a National Endowment for the Humanities Picturing America Award that will bring social-studies related prints to MBIS for student and teacher use. Ms. Moore was also named to the Library of Congress Ambassador Program for Teachers. Pat Gray, one of our self-contained, special-education teachers, was named MBIS teacher of the year. General education teachers Pat Pierce and Scott Howenstine are participating in the civil rights portion of the American History Project. Pat Pierce presented at the SC Council for the Social Studies State conference. Ms. Pierce and Ms. Harris were awarded a grant from the SC Science Council to use in the development of a unit focused on phytoplankton and its role in the food chain. They co-presented at the National Science Teachers Conference in Boston, the SC Science Council Conference, and the SC Marine Educators Conference. We opened a science lab this year to provide regularly scheduled, hands-on, standards-based activities that addressed science vocabulary and content through the scientific process. We added the WRAPs program to provide intensive counseling support for selected students.

Overall, MBIS experienced a year of growth and success.

Cathy Slater, Principal
Julie Farmer, School Improvement Council

Comprehensive detail, including definitions of rating, performance criteria, and explanations of status, is available on www.ed.sc.gov and www.eoc.sc.gov as well as school and school district websites.

Printed versions are available from school districts upon request.

Abbreviations Key

N/A Not Applicable N/AV Not Available N/C Not Collected N/R Not Reported I/S Insufficient Sample TBD To be determined
NI Newly Identified CSI Continuing School Improvement CA Corrective Action RP Plan to Restructure R Restructure DELAY School Improvement Status HOLD School Improvement Status