



SC Annual School Report Card Summary

Carolina Forest Elementary

Horry

Grades: PK-5

Enrollment: 941

Principal: Melissa Spearman

Superintendent: Dr. Cynthia Elsberry

Board Chair: Will Garland

PERFORMANCE

Comprehensive detail, including definitions of ratings, performance criteria, and explanations of status, is available on www.ed.sc.gov and www.eoc.sc.gov as well as school and school district websites. Printed versions are available from school districts upon request.

YEAR	ABSOLUTE RATING	GROWTH RATING	PALMETTO GOLD/SILVER AWARD	AYP STATUS	NCLB IMPROVEMENT STATUS
2008	Good	Below Average	TBD	Not Met	N/A
2007	Good	Below Average	N/A	Met	N/A
2006	Good	At-Risk	Gold	Not Met	N/A

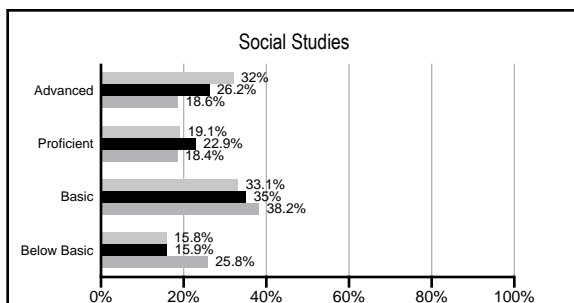
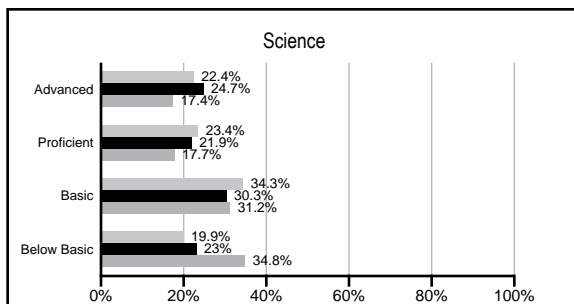
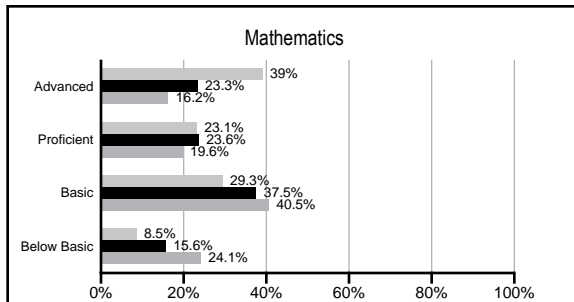
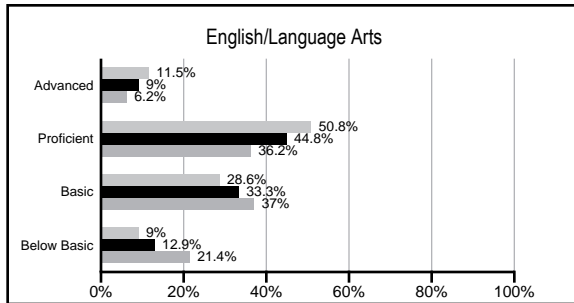
ABSOLUTE RATINGS OF ELEMENTARY SCHOOLS WITH STUDENTS LIKE OURS*

EXCELLENT	GOOD	AVERAGE	BELOW AVERAGE	AT-RISK
4	26	40	1	0

* Ratings are calculated with data available by 02/17/2009. Schools with Students like Ours are Elementary Schools with poverty indices of no more than 5% above or below the index for this school.

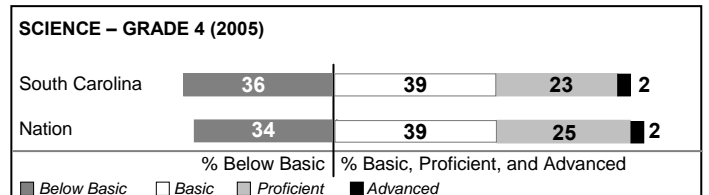
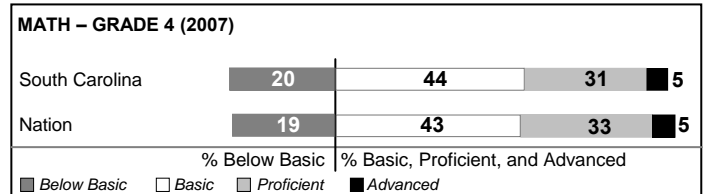
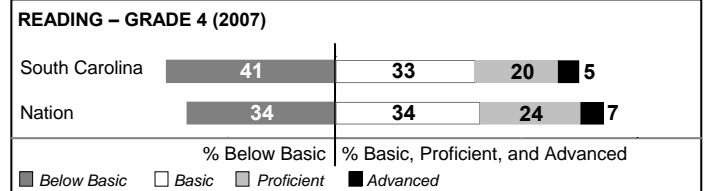
PACT PERFORMANCE

Our School
 Elementary Schools with Students Like Ours
 Elementary schools statewide



NAEP PERFORMANCE*

* Performance reported for SC and nation, data not available at school level. Percentages at NAEP Achievement Levels.



SC PERFORMANCE GOAL

2010 Goal:

By 2010, SC's student achievement will be ranked in the top half of the states nationally. To achieve this goal, we must become one of the fastest improving systems in the country.

2020 Goal: TBD

Abbreviations Key

N/A Not Applicable N/AV Not Available N/C Not Collected N/R Not Reported I/S Insufficient Sample TBD To be determined
 NI Newly Identified CSI Continuing School Improvement CA Corrective Action RP Plan to Restructure R Restructure DELAY School Improvement Status HOLD School Improvement Status

Carolina Forest Elementary [Horry]

SCHOOL PROFILE

	Our School	Change from Last Year	Elementary Schools with Students Like Ours	Median Elementary School
Students (n=941)				
Retention rate	1.7%	Down from 2.1%	1.6%	2.3%
Attendance rate	96.3%	Up from 95.8%	96.6%	96.3%
Eligible for gifted and talented	24.4%	Up from 23.0%	18.6%	10.4%
With disabilities other than speech	6.0%	Up from 5.3%	6.5%	7.5%
Out-of-school suspensions or expulsions for violent &/or criminal offenses	0.1%	No Change	0.0%	0.0%
Teachers (n=60)				
Teachers with advanced degrees	53.3%	Up from 49.0%	60.6%	56.7%
Continuing contract teachers	63.3%	Down from 69.2%	80.0%	77.3%
Teachers with emergency or provisional certificates	2.2%	Down from 2.6%	0.0%	0.0%
Teachers returning from previous year	77.9%	Up from 74.4%	87.5%	86.4%
Teacher attendance rate	96.0%	Up from 95.3%	95.1%	94.9%
Average teacher salary	\$47,222	Down 1.2%	\$46,799	\$45,345
Classes not taught by highly qualified teachers	2.1%	Up from 0.0%	0.0%	0.0%
School				
Principal's years at school	4.0	Up from 3.0	3.0	4.0
Student-teacher ratio in core subjects	20.1 to 1	Down from 22.3 to 1	20.3 to 1	18.5 to 1
Prime instructional time	90.9%	Up from 90.2%	90.3%	89.8%
Opportunities in the arts	Good	No Change	Good	Good
SACS accreditation	Yes	No Change	Yes	Yes
Character development program	Excellent	No Change	Excellent	Excellent
Dollars spent per pupil*	\$6,930	Up 31.5%	\$6,689	\$7,052
Percent of expenditures for instruction*	66.1%	Down from 73.0%	70.6%	69.1%
Percent of expenditures for teacher salaries*	61.2%	Down from 69.7%	66.8%	64.2%
% of AYP objectives met	90.5%		92.0%	85.7%

* Prior year audited financial data available.

EVALUATION RESULTS

	Teachers	Students*	Parents*
Number of surveys returned	49	158	129
Percent satisfied with learning environment	100.0%	93.7%	92.0%
Percent satisfied with social and physical environment	100.0%	89.7%	91.4%
Percent satisfied with school-home relations	100.0%	87.3%	84.9%

*Only students at the highest elementary school grade level at this school and their parents were included.

REPORT OF PRINCIPAL AND SCHOOL IMPROVEMENT COUNCIL

The 2007-2008 school year was another successful year at Carolina Forest Elementary School. Our school was awarded the AYP Gold Award. Many of our students exceeded the performance goals set forth by Horry County Schools. Celebrations were held to recognize the students' achievements in academics, attendance, and character development.

Our teachers and support staff were also successful. We continued to make progress towards our performance goals included in our strategic plan. Our staff participated in professional development focusing on instructional strategies to improve student achievement in reading and mathematics. A computer assessment program was again utilized to help improve instruction and measure student progress. Teachers collaborated at grade levels and across grade levels to plan standards-based instruction. Many teachers participated in graduate coursework to advance their degrees. Dr. Tim Peterman was selected as Teacher of the Year for our school. Dr. Peterman was also named as a Top Ten Finalist for Teacher of the Year by Horry County Schools.

The hard work and dedication of our parents and volunteers, as well as our outstanding community support, enhanced the mission of the school. Proceeds from our annual Founder's Day celebration were used to purchase Smart Boards for classroom instruction, technology resources, and literacy materials. We also purchased musical instruments, playground equipment, and math materials. A record number of volunteers worked to support our instructional programs.

During the 2008-2009 school year, we will work with our parents, community members, and School Improvement Council to provide opportunities for our students to excel academically and participate in extracurricular activities. We look forward to another great year as we continue to meet the needs of all children.

Melissa Spearman, Principal
Jessica Smith, School Improvement Council

Comprehensive detail, including definitions of rating, performance criteria, and explanations of status, is available on www.ed.sc.gov and www.eoc.sc.gov as well as school and school district websites.

Printed versions are available from school districts upon request.

Abbreviations Key

N/A Not Applicable N/AV Not Available N/C Not Collected N/R Not Reported I/S Insufficient Sample TBD To be determined
NI Newly Identified CSI Continuing School Improvement CA Corrective Action RP Plan to Restructure R Restructure DELAY School Improvement Status HOLD School Improvement Status