



# SC Annual School Report Card Summary

North Myrtle Beach Elementary

Horry

Grades: 2-3

Enrollment: 681

Principal: Mark Porter

Superintendent: Dr. Cynthia Elsberry

Board Chair: Will Garland

## PERFORMANCE

Comprehensive detail, including definitions of ratings, performance criteria, and explanations of status, is available on [www.ed.sc.gov](http://www.ed.sc.gov) and [www.eoc.sc.gov](http://www.eoc.sc.gov) as well as school and school district websites. Printed versions are available from school districts upon request.

YEAR	ABSOLUTE RATING	GROWTH RATING	PALMETTO GOLD/SILVER AWARD	AYP STATUS	NCLB IMPROVEMENT STATUS
2008	Good	Below Average	TBD	Not Met	N/A
2007	Good	Below Average	Gold	Met	N/A
2006	Good	Excellent	Silver	Not Met	N/A

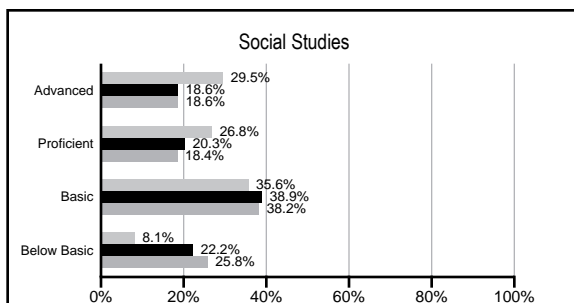
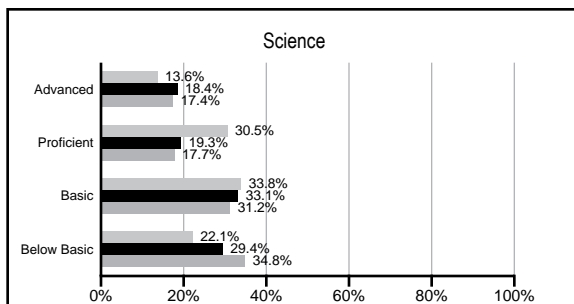
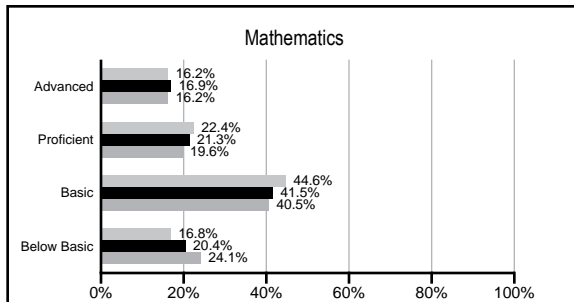
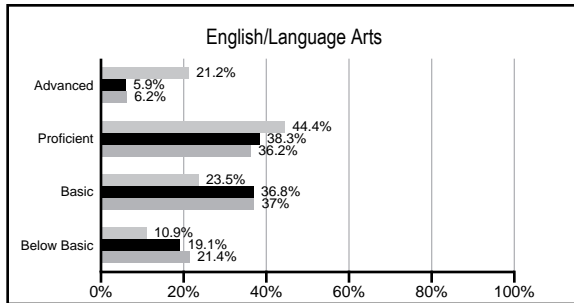
## ABSOLUTE RATINGS OF ELEMENTARY SCHOOLS WITH STUDENTS LIKE OURS\*

EXCELLENT	GOOD	AVERAGE	BELOW AVERAGE	AT-RISK
0	12	64	13	1

\* Ratings are calculated with data available by 02/17/2009. Schools with Students like Ours are Elementary Schools with poverty indices of no more than 5% above or below the index for this school.

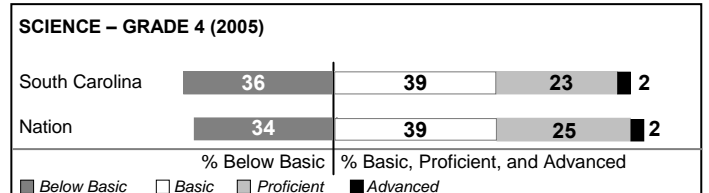
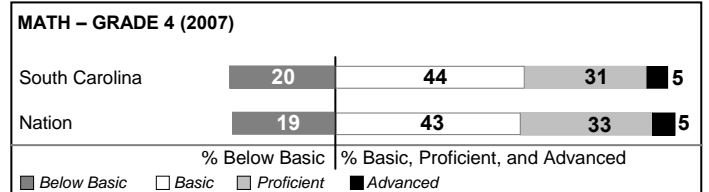
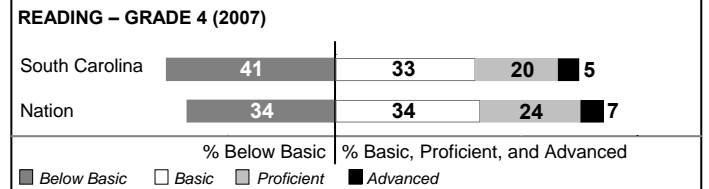
## PACT PERFORMANCE

Our School    Elementary Schools with Students Like Ours    Elementary schools statewide



## NAEP PERFORMANCE\*

\* Performance reported for SC and nation, data not available at school level. Percentages at NAEP Achievement Levels.



## SC PERFORMANCE GOAL

2010 Goal:

By 2010, SC's student achievement will be ranked in the top half of the states nationally. To achieve this goal, we must become one of the fastest improving systems in the country.

2020 Goal: TBD

### Abbreviations Key

N/A Not Applicable N/AV Not Available N/C Not Collected N/R Not Reported I/S Insufficient Sample TBD To be determined  
 NI Newly Identified CSI Continuing School Improvement CA Corrective Action RP Plan to Restructure R Restructure DELAY School Improvement Status HOLD School Improvement Status

# North Myrtle Beach Elementary [Horry]

## SCHOOL PROFILE

	Our School	Change from Last Year	Elementary Schools with Students Like Ours	Median Elementary School
<b>Students (n=681)</b>				
Retention rate	1.0%	Down from 1.2%	2.2%	2.3%
Attendance rate	96.2%	Up from 95.3%	96.3%	96.3%
Eligible for gifted and talented	10.5%	Down from 11.4%	11.6%	10.4%
With disabilities other than speech	8.8%	Up from 7.2%	8.4%	7.5%
Out-of-school suspensions or expulsions for violent &/or criminal offenses	0.0%	Down from 0.5%	0.0%	0.0%
<b>Teachers (n=46)</b>				
Teachers with advanced degrees	52.2%	No Change	56.5%	56.7%
Continuing contract teachers	80.4%	Down from 84.8%	80.0%	77.3%
Teachers with emergency or provisional certificates	0.0%	No Change	0.0%	0.0%
Teachers returning from previous year	90.0%	Up from 86.2%	87.8%	86.4%
Teacher attendance rate	95.6%	No Change	95.0%	94.9%
Average teacher salary	\$50,328	Up 2.5%	\$45,023	\$45,345
Classes not taught by highly qualified teachers	0.0%	Down from 4.2%	0.0%	0.0%
<b>School</b>				
Principal's years at school	5.0	Up from 4.0	3.0	4.0
Student-teacher ratio in core subjects	19.9 to 1	Up from 18.9 to 1	18.8 to 1	18.5 to 1
Prime instructional time	89.7%	Down from 90.3%	89.8%	89.8%
Opportunities in the arts	Good	No Change	Good	Good
SACS accreditation	Yes	No Change	Yes	Yes
Character development program	Excellent	No Change	Excellent	Excellent
Dollars spent per pupil*	\$8,585	Up 25.8%	\$6,577	\$7,052
Percent of expenditures for instruction*	70.2%	Down from 73.0%	68.9%	69.1%
Percent of expenditures for teacher salaries*	65.0%	Down from 67.7%	65.0%	64.2%
% of AYP objectives met	81.0%		87.2%	85.7%

\* Prior year audited financial data available.

## EVALUATION RESULTS

	Teachers	Students*	Parents*
Number of surveys returned	43	275	147
Percent satisfied with learning environment	90.5%	86.3%	90.3%
Percent satisfied with social and physical environment	90.7%	86.4%	91.7%
Percent satisfied with school-home relations	88.1%	87.5%	88.2%

\*Only students at the highest elementary school grade level at this school and their parents were included.

## REPORT OF PRINCIPAL AND SCHOOL IMPROVEMENT COUNCIL

North Myrtle Beach Elementary (NMBE) is a wonderful community school with a rich heritage of parental involvement and community support. More than 680 students and 80 staff members call NMBE home. Last year we received the South Carolina Palmetto Gold Award which recognizes high levels of student achievement. NMBE was also recognized by the South Carolina Education Oversight Committee for "Closing the Achievement Gap" among all student subgroups for the fifth consecutive year.

School-wide instructional initiatives for the 2007-08 school year included a professional development focus on effective mathematics instruction, small group intensive reading intervention for at-risk students, integration of literacy in the content areas, and the use of the Measures of Academic Progress (MAP) data to differentiate instruction for all students. The MAP assessments are used to identify student strengths and weaknesses. MAP provides teachers with valuable diagnostic information for each student in the areas of reading, language, and mathematics. Teachers celebrate with students when they meet or exceed their target goals on MAP.

Civic, personal, and social responsibilities were taught through classroom guidance lessons, service learning projects, and Lifeskill Leaders, Second Step, and Say No to Bullying Programs. Students participated in several service learning projects during the year. Our school's Kiwanis Kids Club led our school in a "Change for Charities Campaign" which provided financial support to the American Cancer Society, the American Red Cross, and the March of Dimes. Students participated in the American Heart Association's annual Jump Rope for Heart campaign. Students also collected soft-drink tabs to support funding for the Ronald McDonald House.

The success of any school requires the support of an active PTO, faithful volunteers, generous business partners, and involved parents. The PTO sponsored many programs, including a Holiday Bazaar, Sweetheart Dance, and Sun Fun Spring Fling. The PTO raised more than \$26,000. PTO collections were used to purchase a school yearbook, spirit t-shirt, and academic planner for every student. Funds were also used to support a motivational assembly for students and to provide appreciations for teachers. The PTO recognized a "Staff Member of the Week" each week and provided appreciation breakfasts and luncheons throughout the year. We were fortunate to have over 30 local business partners who provided incentives for students and staff members. Over 140 faithful volunteers devoted time in our school each week, serving as mentors and tutors, reading with students, working in the school office and media center, chaperoning study trips, assisting teachers, and working during field day events and other school-wide activities.

School-wide goals for 2008-09 will include a focus on balanced literacy, school safety, differentiated instruction for all students, and enhanced learning through the use of technology.

Mark Porter, Principal  
Jennifer Dickson, School Improvement Council Chair

Comprehensive detail, including definitions of rating, performance criteria, and explanations of status, is available on [www.ed.sc.gov](http://www.ed.sc.gov) and [www.eoc.sc.gov](http://www.eoc.sc.gov) as well as school and school district websites.

Printed versions are available from school districts upon request.

### Abbreviations Key

N/A Not Applicable N/AV Not Available N/C Not Collected N/R Not Reported I/S Insufficient Sample TBD To be determined

NI Newly Identified CSI Continuing School Improvement CA Corrective Action RP Plan to Restructure R Restructure DELAY School Improvement Status HOLD School Improvement Status