



SC Annual School Report Card Summary

Forestbrook Elementary

Horry

Grades: PK-5

Enrollment: 810

Principal: Johnny Calder

Superintendent: Dr. Cynthia Elsberry

Board Chair: Will Garland

PERFORMANCE

Comprehensive detail, including definitions of ratings, performance criteria, and explanations of status, is available on www.ed.sc.gov and www.eoc.sc.gov as well as school and school district websites. Printed versions are available from school districts upon request.

YEAR	ABSOLUTE RATING	GROWTH RATING	PALMETTO GOLD/SILVER AWARD	AYP STATUS	NCLB IMPROVEMENT STATUS
2008	Excellent	Good	TBD	Not Met	N/A
2007	Excellent	Good	Gold	Met	N/A
2006	Excellent	Good	Gold	Met	N/A

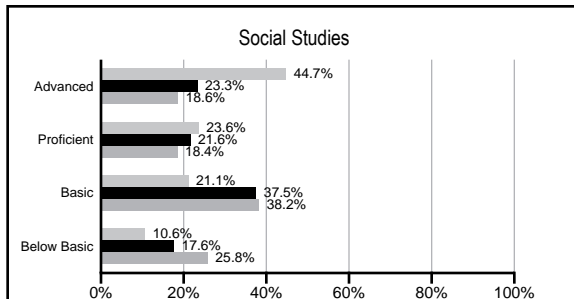
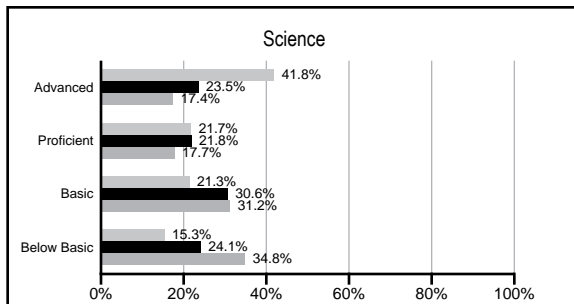
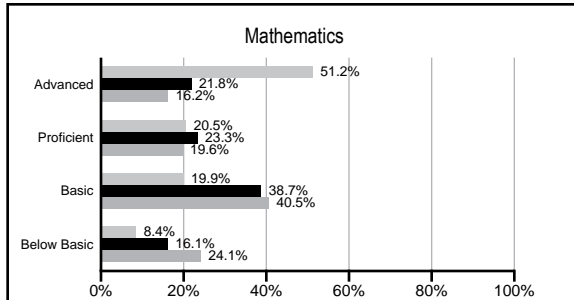
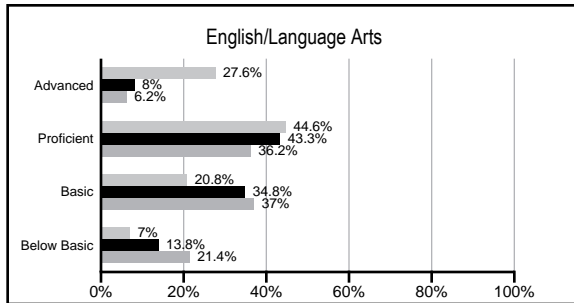
ABSOLUTE RATINGS OF ELEMENTARY SCHOOLS WITH STUDENTS LIKE OURS*

EXCELLENT	GOOD	AVERAGE	BELOW AVERAGE	AT-RISK
2	34	53	3	0

* Ratings are calculated with data available by 02/17/2009. Schools with Students like Ours are Elementary Schools with poverty indices of no more than 5% above or below the index for this school.

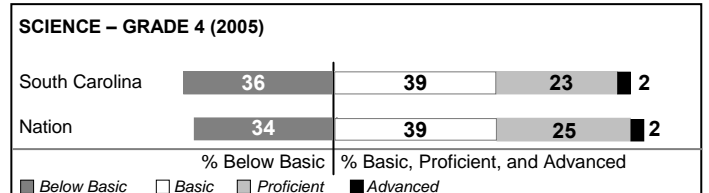
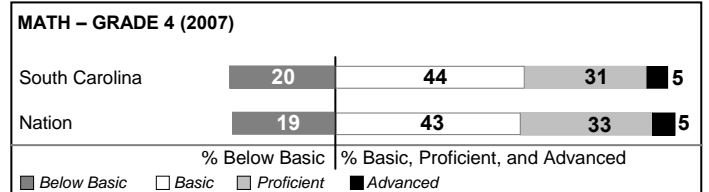
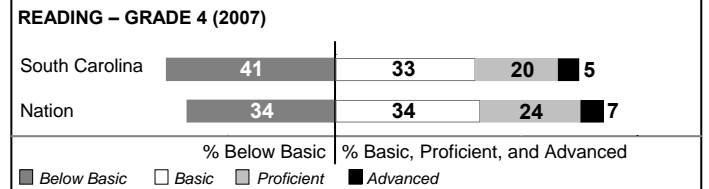
PACT PERFORMANCE

Our School Elementary Schools with Students Like Ours Elementary schools statewide



NAEP PERFORMANCE*

* Performance reported for SC and nation, data not available at school level. Percentages at NAEP Achievement Levels.



SC PERFORMANCE GOAL

2010 Goal:

By 2010, SC's student achievement will be ranked in the top half of the states nationally. To achieve this goal, we must become one of the fastest improving systems in the country.

2020 Goal: TBD

Abbreviations Key

N/A Not Applicable N/AV Not Available N/C Not Collected N/R Not Reported I/S Insufficient Sample TBD To be determined
 NI Newly Identified CSI Continuing School Improvement CA Corrective Action RP Plan to Restructure R Restructure DELAY School Improvement Status HOLD School Improvement Status

Forestbrook Elementary [Horry]

SCHOOL PROFILE

	Our School	Change from Last Year	Elementary Schools with Students Like Ours	Median Elementary School
Students (n=810)				
Retention rate	2.1%	Up from 1.7%	1.9%	2.3%
Attendance rate	96.6%	Up from 96.3%	96.5%	96.3%
Eligible for gifted and talented	24.6%	Down from 26.5%	16.6%	10.4%
With disabilities other than speech	12.3%	Up from 6.9%	6.8%	7.5%
Out-of-school suspensions or expulsions for violent &/or criminal offenses	0.0%	Down from 0.1%	0.0%	0.0%
Teachers (n=53)				
Teachers with advanced degrees	62.3%	Down from 66.0%	59.8%	56.7%
Continuing contract teachers	86.8%	Down from 90.0%	81.2%	77.3%
Teachers with emergency or provisional certificates	2.0%	Up from 0.0%	0.0%	0.0%
Teachers returning from previous year	92.6%	Up from 90.5%	89.6%	86.4%
Teacher attendance rate	95.7%	Down from 95.8%	94.8%	94.9%
Average teacher salary	\$51,064	Up 3.7%	\$46,557	\$45,345
Classes not taught by highly qualified teachers	1.7%	Down from 2.4%	0.0%	0.0%
School				
Principal's years at school	15.0	Up from 14.0	5.0	4.0
Student-teacher ratio in core subjects	21.6 to 1	Up from 21.2 to 1	19.5 to 1	18.5 to 1
Prime instructional time	91.8%	Up from 90.7%	90.2%	89.8%
Opportunities in the arts	Good	No Change	Good	Good
SACS accreditation	Yes	No Change	Yes	Yes
Character development program	Excellent	No Change	Excellent	Excellent
Dollars spent per pupil*	\$7,744	Up 17.5%	\$6,475	\$7,052
Percent of expenditures for instruction*	71.4%	Down from 74.1%	69.8%	69.1%
Percent of expenditures for teacher salaries*	65.4%	Down from 71.6%	66.0%	64.2%
% of AYP objectives met	94.1%		92.3%	85.7%

* Prior year audited financial data available.

EVALUATION RESULTS

	Teachers	Students*	Parents*
Number of surveys returned	48	101	56
Percent satisfied with learning environment	97.9%	98.0%	98.2%
Percent satisfied with social and physical environment	97.9%	99.0%	98.2%
Percent satisfied with school-home relations	97.9%	98.0%	98.2%

*Only students at the highest elementary school grade level at this school and their parents were included.

REPORT OF PRINCIPAL AND SCHOOL IMPROVEMENT COUNCIL

Forestbrook Elementary School's family experienced many successes during the 2007-2008 school year. We were recognized again by the state's Education Oversight Committee as a school that is Closing the Gap for historically underachieving student groups. The State Department named Forestbrook a Palmetto Gold School. Landra Upchurch, a second grade teacher, was named a semifinalist for the Horry County Teacher of the Year. We also had a very successful year with our service-learning program, which is headed by our student council. This year alone, we were able to provide aid to Forestbrook families experiencing difficult times and we participated in the March of Dimes Walk, where we raised almost \$40,000, making us the top fundraising school in the state and one of the top in the entire nation.

The top priority at Forestbrook Elementary School is academic achievement. We continue to strive to move each and every student to higher levels of learning. With our continued use of the Northwest Evaluation Association's Measures of Academic Progress (MAP), we are able to continually study strengths and weaknesses of each child in kindergarten through fifth grade and chart individual courses of success. Our task is to analyze where our students showed growth, why the growth occurred, and utilize research-based curriculum and instruction decisions so all of our children are academically challenged. Conversely, we must investigate what changes need to be made and where expectations were not met so that we ensure success for all students to reach their maximum potential.

During the 2008-2009 school year, Forestbrook Elementary will undergo a renovation to the office area and begin construction of a new media center, multi-purpose room, computer labs, and several classrooms. The commitment of all stakeholders in the Forestbrook community has assisted in our student achievement being considerably higher than district, state, and national averages. We are very proud of our accomplishments and hope that you will share in our pride. Forestbrook Elementary School will continue to deliver award-winning programs and a world-class curriculum that allow all students to build the foundation needed to enable them to become successful lifelong achievers. This report card is a call to action for everyone to be involved in our continuing efforts to constantly improve. Thank you for your support and for sharing the responsibility of the success of our students, of our school, and of our community.

Johnny Calder, Principal
Barbara Rice, School Improvement Council Chairperson

Comprehensive detail, including definitions of rating, performance criteria, and explanations of status, is available on www.ed.sc.gov and www.eoc.sc.gov as well as school and school district websites.

Printed versions are available from school districts upon request.

Abbreviations Key

N/A Not Applicable N/AV Not Available N/C Not Collected N/R Not Reported I/S Insufficient Sample TBD To be determined
NI Newly Identified CSI Continuing School Improvement CA Corrective Action RP Plan to Restructure R Restructure DELAY School Improvement Status HOLD School Improvement Status