



SC Annual School Report Card Summary

South Conway Elementary
Horry

Grades: PK-5

Enrollment: 590

Principal: Jennifer Parker

Superintendent: Dr. Cynthia Elsberry

Board Chair: Will Garland

PERFORMANCE

Comprehensive detail, including definitions of ratings, performance criteria, and explanations of status, is available on www.ed.sc.gov and www.eoc.sc.gov as well as school and school district websites. Printed versions are available from school districts upon request.

YEAR	ABSOLUTE RATING	GROWTH RATING	PALMETTO GOLD/SILVER AWARD	AYP STATUS	NCLB IMPROVEMENT STATUS
2008	Below Average	At-Risk	TBD	Not Met	CA
2007	Average	At-Risk	N/A	Not Met	CSI
2006	Average	At-Risk	N/A	Not Met	NI

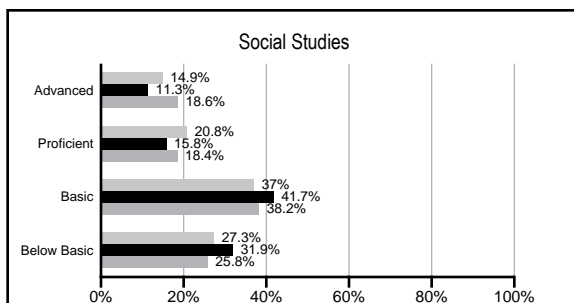
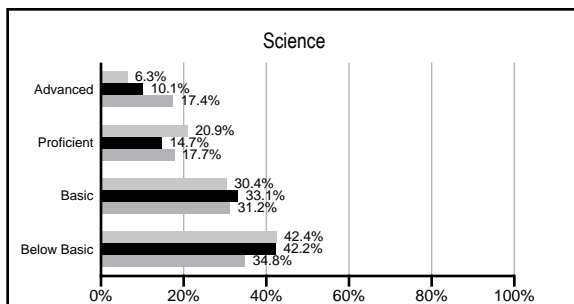
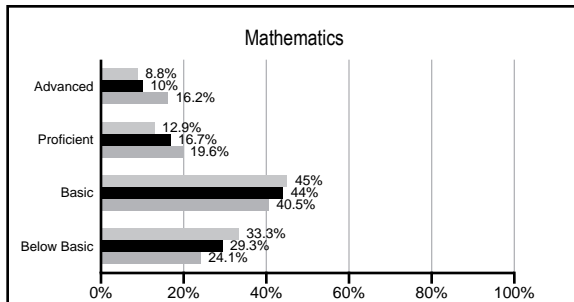
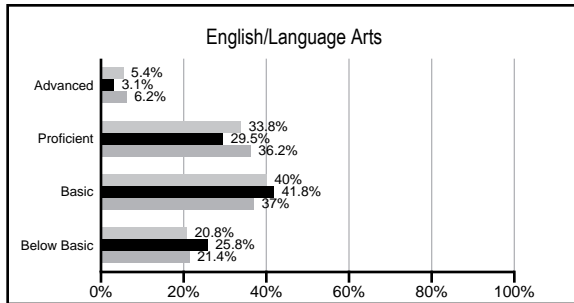
ABSOLUTE RATINGS OF ELEMENTARY SCHOOLS WITH STUDENTS LIKE OURS*

EXCELLENT	GOOD	AVERAGE	BELOW AVERAGE	AT-RISK
0	0	22	62	8

* Ratings are calculated with data available by 02/17/2009. Schools with Students like Ours are Elementary Schools with poverty indices of no more than 5% above or below the index for this school.


PACT PERFORMANCE

Our School Elementary Schools with Students Like Ours Elementary schools statewide



NAEP PERFORMANCE*

* Performance reported for SC and nation, data not available at school level. Percentages at NAEP Achievement Levels.



SC PERFORMANCE GOAL

2010 Goal:

By 2010, SC's student achievement will be ranked in the top half of the states nationally. To achieve this goal, we must become one of the fastest improving systems in the country.

2020 Goal: TBD

Abbreviations Key

N/A Not Applicable N/AV Not Available N/C Not Collected N/R Not Reported I/S Insufficient Sample TBD To be determined
NI Newly Identified CSI Continuing School Improvement CA Corrective Action RP Plan to Restructure R Restructure DELAY School Improvement Status HOLD School Improvement Status

South Conway Elementary [Horry]

SCHOOL PROFILE

	Our School	Change from Last Year	Elementary Schools with Students Like Ours	Median Elementary School
Students (n=590)				
Retention rate	1.6%	Up from 1.5%	2.8%	2.3%
Attendance rate	96.1%	Up from 95.3%	96.0%	96.3%
Eligible for gifted and talented	11.1%	Down from 11.6%	6.5%	10.4%
With disabilities other than speech	15.9%	Up from 11.3%	9.0%	7.5%
Out-of-school suspensions or expulsions for violent &/or criminal offenses	0.3%	Up from 0.0%	0.0%	0.0%
Teachers (n=47)				
Teachers with advanced degrees	36.2%	Up from 34.8%	54.2%	56.7%
Continuing contract teachers	70.2%	Down from 82.6%	75.0%	77.3%
Teachers with emergency or provisional certificates	0.0%	No Change	0.0%	0.0%
Teachers returning from previous year	84.8%	Down from 86.4%	85.5%	86.4%
Teacher attendance rate	95.3%	Down from 95.6%	94.9%	94.9%
Average teacher salary	\$46,691	Down 0.2%	\$44,371	\$45,345
Classes not taught by highly qualified teachers	0.0%	Down from 4.0%	0.0%	0.0%
School				
Principal's years at school	1.0	Down from 8.0	3.0	4.0
Student-teacher ratio in core subjects	21.0 to 1	Up from 20.9 to 1	18.1 to 1	18.5 to 1
Prime instructional time	88.9%	Down from 89.1%	89.1%	89.8%
Opportunities in the arts	Good	No Change	Good	Good
SACS accreditation	Yes	No Change	Yes	Yes
Character development program	Excellent	Up from Good	Excellent	Excellent
Dollars spent per pupil*	\$8,770	Up 12.4%	\$7,412	\$7,052
Percent of expenditures for instruction*	69.9%	Down from 75.0%	69.1%	69.1%
Percent of expenditures for teacher salaries*	64.9%	Down from 72.2%	63.9%	64.2%
% of AYP objectives met	81.0%		76.9%	85.7%

* Prior year audited financial data available.

EVALUATION RESULTS

	Teachers	Students*	Parents*
Number of surveys returned	40	67	31
Percent satisfied with learning environment	90.0%	77.3%	73.3%
Percent satisfied with social and physical environment	82.5%	65.7%	80.6%
Percent satisfied with school-home relations	65.0%	76.1%	87.1%

*Only students at the highest elementary school grade level at this school and their parents were included.

REPORT OF PRINCIPAL AND SCHOOL IMPROVEMENT COUNCIL

South Conway Elementary had a great 2007-08 school year. We started a new year with a new principal and a new assistant principal. Our school continued the tradition of raising money to provide help to charitable organizations, including the March of Dimes and the American Heart Association.

Our support for increased student achievement included our After School Academy in English Language Arts, Math, Science, and Social Studies for students in grades 3, 4, and 5. Reading Recovery was utilized in grade 1 and a reading interventionist worked with small groups of students in Kindergarten and 2nd grade. Computer assistance was offered in both of our technology labs for Math and ELA. Software programs including Compass Learning, HEADSPROUT, and Everyday Math Online were utilized. Tutors also worked with students in grades 2-5 with reading strategies and math facts. Teacher and student conferences were held throughout the year to determine student achievement goals and assess progress towards those goals. The commitment of our South Conway teachers and staff provided a productive year.

Our Title I budget supported a technology aide, additional instructional coach, reading interventionist, Reading Recovery teacher, parent workshops, and a family school coordinator. Our family nights included reading strategies workshops, a mom's night out, health and fitness events, and test taking strategies classes. Title I funds also purchased 15 SMART Boards to incorporate interactive technology in the classroom on a daily basis.

PTO sponsored successful fundraisers, family events, and student reward programs. Our PTO provided student agendas and supplies to every classroom. PTO organized TEST FEST, helped with choral performances, and sponsored our drama club's production of The Wizard of Oz. PTO worked with our School Improvement Council to provide support and input as we focused on community involvement.

Community support came from local area businesses and Coastal Carolina University. Many local businesses provided rewards and certificates for achievements and attendance incentives. We worked closely with Coastal Carolina University to sponsor mentors for students in grades 2-5, practicum for students in grades K-5, and interns in Child Development and 5th grade. Coastal Carolina University also provided staff development for 1st grade teachers and reading materials for our 1st grade students.

The South Conway Elementary School family is proud of this year's many successes.

Jennifer Parker, Principal
Tracy Huggins, School Improvement Council Chairperson

Comprehensive detail, including definitions of rating, performance criteria, and explanations of status, is available on www.ed.sc.gov and www.eoc.sc.gov as well as school and school district websites.

Printed versions are available from school districts upon request.

Abbreviations Key

N/A Not Applicable N/AV Not Available N/C Not Collected N/R Not Reported I/S Insufficient Sample TBD To be determined
NI Newly Identified CSI Continuing School Improvement CA Corrective Action RP Plan to Restructure R Restructure DELAY School Improvement Status HOLD School Improvement Status