



SC Annual School Report Card Summary

Waccamaw Elementary
Horry

Grades: PK-5

Enrollment: 763

Principal: Barbara Ammons

Superintendent: Dr. Cynthia Elsberry

Board Chair: Will Garland

PERFORMANCE

Comprehensive detail, including definitions of ratings, performance criteria, and explanations of status, is available on www.ed.sc.gov and www.eoc.sc.gov as well as school and school district websites. Printed versions are available from school districts upon request.

YEAR	ABSOLUTE RATING	GROWTH RATING	PALMETTO GOLD/SILVER AWARD	AYP STATUS	NCLB IMPROVEMENT STATUS
2008	Good	Average	TBD	Not Met	NI
2007	Average	Good	N/A	Not Met	N/A
2006	Good	Below Average	Silver	Not Met	CSI-HOLD

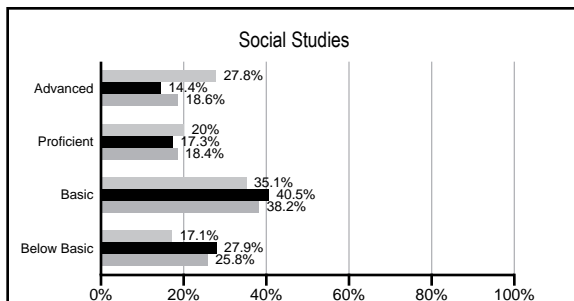
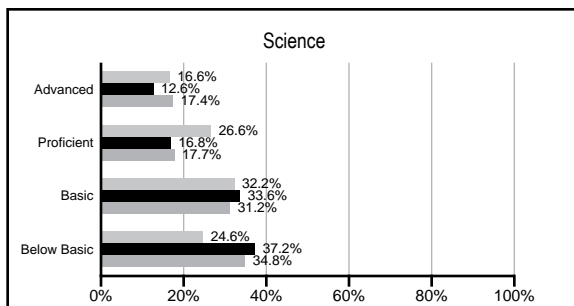
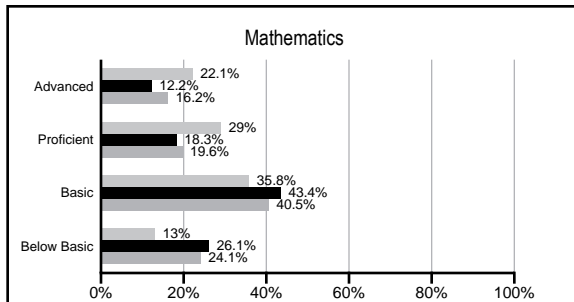
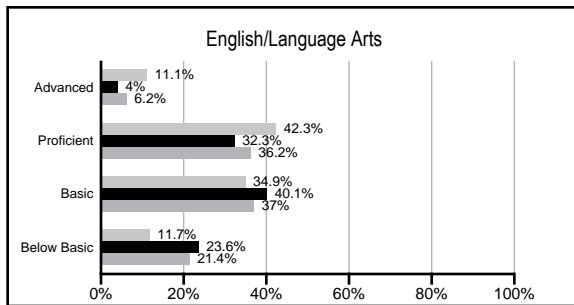
ABSOLUTE RATINGS OF ELEMENTARY SCHOOLS WITH STUDENTS LIKE OURS*

EXCELLENT	GOOD	AVERAGE	BELOW AVERAGE	AT-RISK
0	2	34	44	1

* Ratings are calculated with data available by 02/17/2009. Schools with Students like Ours are Elementary Schools with poverty indices of no more than 5% above or below the index for this school.

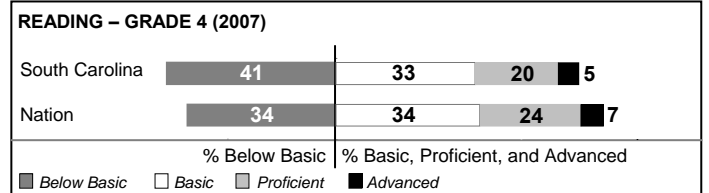
PACT PERFORMANCE

Our School Elementary Schools with Students Like Ours Elementary schools statewide



NAEP PERFORMANCE*

* Performance reported for SC and nation, data not available at school level. Percentages at NAEP Achievement Levels.



SC PERFORMANCE GOAL

2010 Goal:

By 2010, SC's student achievement will be ranked in the top half of the states nationally. To achieve this goal, we must become one of the fastest improving systems in the country.

2020 Goal: TBD

Abbreviations Key

N/A Not Applicable N/AV Not Available N/C Not Collected N/R Not Reported I/S Insufficient Sample TBD To be determined
NI Newly Identified CSI Continuing School Improvement CA Corrective Action RP Plan to Restructure R Restructure DELAY School Improvement Status HOLD School Improvement Status

Waccamaw Elementary [Horry]

SCHOOL PROFILE

	Our School	Change from Last Year	Elementary Schools with Students Like Ours	Median Elementary School
Students (n=763)				
Retention rate	2.2%	Up from 0.9%	2.9%	2.3%
Attendance rate	95.6%	Up from 95.0%	96.0%	96.3%
Eligible for gifted and talented	10.6%	Down from 16.2%	8.0%	10.4%
With disabilities other than speech	10.3%	Up from 9.9%	9.0%	7.5%
Out-of-school suspensions or expulsions for violent &/or criminal offenses	0.5%	Up from 0.3%	0.0%	0.0%
Teachers (n=46)				
Teachers with advanced degrees	58.7%	Up from 50.0%	54.5%	56.7%
Continuing contract teachers	76.1%	Down from 81.0%	78.3%	77.3%
Teachers with emergency or provisional certificates	0.0%	No Change	0.0%	0.0%
Teachers returning from previous year	90.6%	Up from 88.8%	86.4%	86.4%
Teacher attendance rate	93.5%	Down from 94.5%	94.6%	94.9%
Average teacher salary	\$46,310	Up 3.2%	\$45,012	\$45,345
Classes not taught by highly qualified teachers	0.0%	No Change	0.0%	0.0%
School				
Principal's years at school	9.0	Up from 8.0	4.0	4.0
Student-teacher ratio in core subjects	22.5 to 1	Up from 19.0 to 1	18.3 to 1	18.5 to 1
Prime instructional time	88.3%	Down from 88.7%	88.9%	89.8%
Opportunities in the arts	Good	No Change	Good	Good
SACS accreditation	Yes	No Change	Yes	Yes
Character development program	Good	Down from Excellent	Excellent	Excellent
Dollars spent per pupil*	\$7,912	Up 13.4%	\$7,289	\$7,052
Percent of expenditures for instruction*	67.4%	Down from 68.1%	68.4%	69.1%
Percent of expenditures for teacher salaries*	61.4%	Down from 65.3%	63.5%	64.2%
% of AYP objectives met	90.5%		81.0%	85.7%

* Prior year audited financial data available.

EVALUATION RESULTS

	Teachers	Students*	Parents*
Number of surveys returned	41	109	36
Percent satisfied with learning environment	97.6%	87.2%	91.4%
Percent satisfied with social and physical environment	92.7%	88.1%	88.9%
Percent satisfied with school-home relations	73.2%	88.8%	88.9%

*Only students at the highest elementary school grade level at this school and their parents were included.

REPORT OF PRINCIPAL AND SCHOOL IMPROVEMENT COUNCIL

Waccamaw Elementary is a school dedicated to providing opportunities that challenge students in the areas of academic, personal, physical, and social development. Evidence of accomplishing this came when we were awarded the Palmetto Silver Award by the South Carolina Department of Education and the Silver Award presented by Horry County Schools at the beginning of the 07-08 school year. Driven by the South Carolina Standards, our staff provides a rigorous curriculum in all subject areas. In order to maximize classroom instructional time, staff members take advantage of professional development conferences and trainings throughout the year.

Instructional programs offered to the students provide opportunities for acceleration, remediation, and enrichment. This includes Reading Recovery, partnerships with businesses and Coastal Carolina University, after-school and before-school tutoring opportunities, intervention teachers targeting specific areas of need, and Team Time to target specific skills.

Our desire is to work closely with all members of the school's community. We have accomplished this through our mentoring program with Coastal Carolina University (CCU), parent volunteers, community volunteers, and local service clubs such as the Rotary and Kiwanis. Several parent literacy meetings were held, in collaboration with CCU, to help parents understand how to best support their child's reading progress. Our parent leadership team sponsored activities throughout the year such as a Staff-Parent Softball Game, Fall Fest, and Fear Factor Night.

During each year, the staff strives to improve instruction and maximize on the potential of every individual student. To accomplish this, new goals have been established and innovative strategies are being implemented. We are committed to promoting a school environment conducive to learning, laughing, and growing together. This can be accomplished through the continued support and input from our parents, staff, students, and community.

Barbara Ammons, Principal
Renee Drew, School Improvement Council Chair

Comprehensive detail, including definitions of rating, performance criteria, and explanations of status, is available on www.ed.sc.gov and www.eoc.sc.gov as well as school and school district websites.

Printed versions are available from school districts upon request.

Abbreviations Key

N/A Not Applicable N/AV Not Available N/C Not Collected N/R Not Reported I/S Insufficient Sample TBD To be determined
NI Newly Identified CSI Continuing School Improvement CA Corrective Action RP Plan to Restructure R Restructure DELAY School Improvement Status HOLD School Improvement Status