



SC Annual School Report Card Summary

Conway Elementary

Horry

Grades: PK-5

Enrollment: 771

Principal: Maquitta Davis

Superintendent: Dr. Cynthia Elsberry

Board Chair: Will Garland

PERFORMANCE

Comprehensive detail, including definitions of ratings, performance criteria, and explanations of status, is available on www.ed.sc.gov and www.eoc.sc.gov as well as school and school district websites. Printed versions are available from school districts upon request.

YEAR	ABSOLUTE RATING	GROWTH RATING	PALMETTO GOLD/SILVER AWARD	AYP STATUS	NCLB IMPROVEMENT STATUS
2008	Average	At-Risk	TBD	Not Met	N/A
2007	Average	Below Average	N/A	Met	N/A
2006	Good	Below Average	N/A	Met	N/A

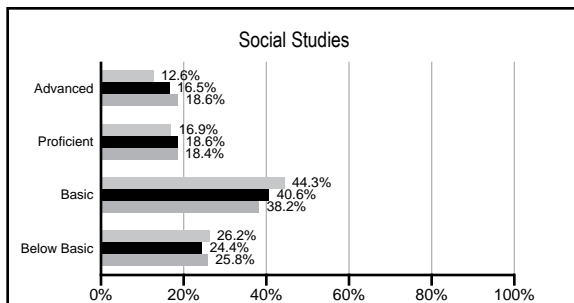
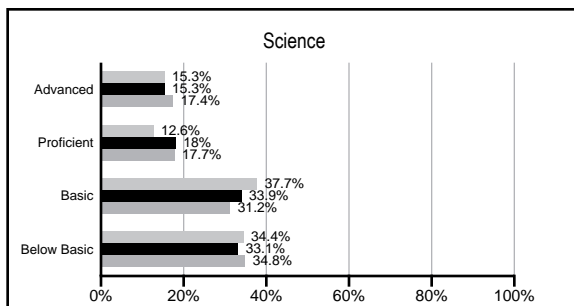
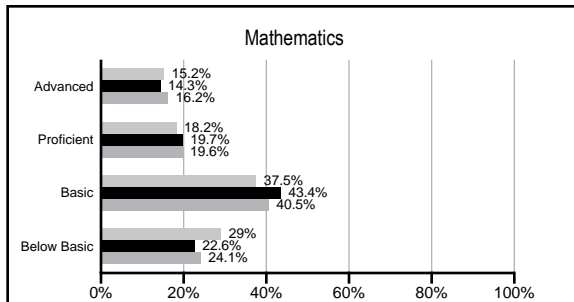
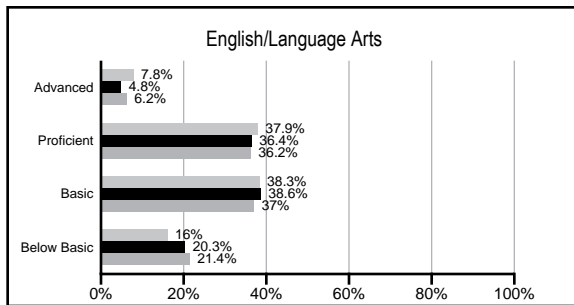
ABSOLUTE RATINGS OF ELEMENTARY SCHOOLS WITH STUDENTS LIKE OURS*

EXCELLENT	GOOD	AVERAGE	BELOW AVERAGE	AT-RISK
0	7	55	30	0

* Ratings are calculated with data available by 02/17/2009. Schools with Students like Ours are Elementary Schools with poverty indices of no more than 5% above or below the index for this school.


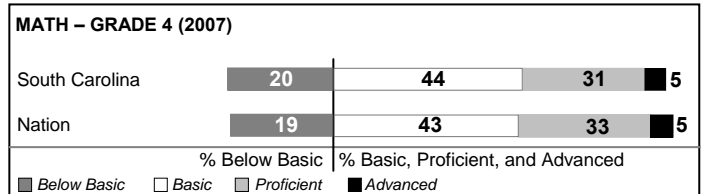
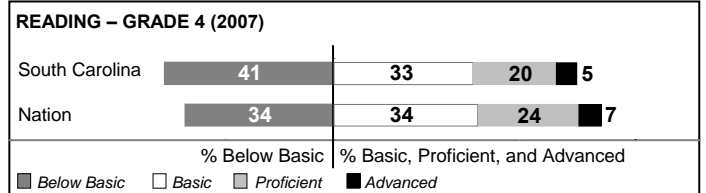
PACT PERFORMANCE

Our School
 Elementary Schools with Students Like Ours
 Elementary schools statewide



NAEP PERFORMANCE*

* Performance reported for SC and nation, data not available at school level. Percentages at NAEP Achievement Levels.



SC PERFORMANCE GOAL

2010 Goal:

By 2010, SC's student achievement will be ranked in the top half of the states nationally. To achieve this goal, we must become one of the fastest improving systems in the country.

2020 Goal: TBD

Abbreviations Key

N/A Not Applicable N/AV Not Available N/C Not Collected N/R Not Reported I/S Insufficient Sample TBD To be determined
 NI Newly Identified CSI Continuing School Improvement CA Corrective Action RP Plan to Restructure R Restructure DELAY School Improvement Status HOLD School Improvement Status

Conway Elementary [Horry]

SCHOOL PROFILE

	Our School	Change from Last Year	Elementary Schools with Students Like Ours	Median Elementary School
Students (n=771)				
Retention rate	2.3%	Up from 1.1%	2.4%	2.3%
Attendance rate	96.3%	Up from 96.2%	96.3%	96.3%
Eligible for gifted and talented	14.2%	Down from 21.3%	10.6%	10.4%
With disabilities other than speech	9.4%	Up from 6.6%	8.5%	7.5%
Out-of-school suspensions or expulsions for violent &/or criminal offenses	0.0%	Down from 0.1%	0.0%	0.0%
Teachers (n=50)				
Teachers with advanced degrees	46.0%	Up from 43.6%	57.6%	56.7%
Continuing contract teachers	66.0%	Up from 63.6%	80.0%	77.3%
Teachers with emergency or provisional certificates	0.0%	Down from 2.6%	0.0%	0.0%
Teachers returning from previous year	85.2%	Down from 86.3%	87.8%	86.4%
Teacher attendance rate	94.3%	Down from 94.6%	95.0%	94.9%
Average teacher salary	\$46,310	Up 3.7%	\$45,347	\$45,345
Classes not taught by highly qualified teachers	0.0%	Down from 3.5%	0.0%	0.0%
School				
Principal's years at school	4.0	Up from 3.0	4.0	4.0
Student-teacher ratio in core subjects	19.2 to 1	Down from 19.4 to 1	18.5 to 1	18.5 to 1
Prime instructional time	89.8%	Up from 89.4%	89.8%	89.8%
Opportunities in the arts	Good	No Change	Good	Good
SACS accreditation	Yes	No Change	Yes	Yes
Character development program	Excellent	No Change	Excellent	Excellent
Dollars spent per pupil*	\$6,033	Up 5.8%	\$6,855	\$7,052
Percent of expenditures for instruction*	66.5%	Down from 72.7%	68.9%	69.1%
Percent of expenditures for teacher salaries*	60.8%	Down from 69.7%	65.0%	64.2%
% of AYP objectives met	71.4%		88.2%	85.7%

* Prior year audited financial data available.

EVALUATION RESULTS

	Teachers	Students*	Parents*
Number of surveys returned	36	51	35
Percent satisfied with learning environment	86.1%	94.0%	85.3%
Percent satisfied with social and physical environment	88.6%	90.0%	72.7%
Percent satisfied with school-home relations	85.3%	92.2%	77.4%

*Only students at the highest elementary school grade level at this school and their parents were included.

REPORT OF PRINCIPAL AND SCHOOL IMPROVEMENT COUNCIL

Conway Elementary School is located in the heart of town and serves as a community school where students in kindergarten through fifth grade receive challenging and meaningful instruction from highly qualified teachers. CES has implemented several programs within the school this year to enhance instruction, such as Smart Board technology and PBIS (Positive Behavior Intervention and Support). Santee Cooper has been a very important Business Education Partner to Conway Elementary and a huge supporter for our PBIS program.

The instructional staff determined increasing reading comprehension and math skills was an instructional priority. As a result of this, teachers participated in professional growth and collaborative planning activities with a focus on guided reading and math RIT groups in all grades. An Everyday Math consultant also did monthly workshops with teachers. The continuation of an early reading intervention program in kindergarten and first grade was reinforced with a tutorial component. Students in 3-5 received reading and math instruction on their individual levels through differentiated instruction. Title 1 and local funds continue to support training for staff and instructional materials for the teachers and children.

The staff and Conway community share the mission to provide all children opportunities to excel in academics and in personal and social areas. The PTO worked collaboratively with the staff to provide workshops and activities such as Muffins for Mom, Doughnuts for Dads, Super Tuesday, Fall Festival, and community yard sale. These activities brought numerous parents, grandparents, and community members to our school. Many of these individuals became volunteers. The partnership between Conway Elementary and Coastal Carolina University provided mentors for identified fourth and fifth grade students. The CCU mentors met weekly with the mentees and also planned events with them at the university to expose the students to college life and show the importance of education. Other community and service learning activities included Jump Rope for Heart, American Red Cross Blood Drive, HTC recycling, Coins for Computers, CAPS food drive, Relay for Life, Street Reach, and Box Tops for Education. CES students are fortunate to participate in activities sponsored by the Conway Recreation Department, which is often housed in the Conway Elementary gymnasium. The students enjoyed enrichment of the arts through many activities such as chorus, field day activities for K-5 students, and Career Day.

The vast majority of Conway Elementary parents, staff, and students feel this is a safe school where every child is challenged academically and appreciated personally. It is the mission of the school to continue to strive for excellence and to assure that all students reach their academic potential.

Maquitta Davis, Principal 2007-08
Renee Beverly, School Improvement Council Chairperson, 2007-08

Comprehensive detail, including definitions of rating, performance criteria, and explanations of status, is available on www.ed.sc.gov and www.eoc.sc.gov as well as school and school district websites.

Printed versions are available from school districts upon request.

Abbreviations Key

N/A Not Applicable N/AV Not Available N/C Not Collected N/R Not Reported I/S Insufficient Sample TBD To be determined

NI Newly Identified CSI Continuing School Improvement CA Corrective Action RP Plan to Restructure R Restructure DELAY School Improvement Status HOLD School Improvement Status