



SC Annual School Report Card Summary

Myrtle Beach Elementary
Horry

Grades: 2-3

Enrollment: 590

Principal: Renea A. Fowler

Superintendent: Dr. Cynthia Elsberry

Board Chair: Will Garland

PERFORMANCE

Comprehensive detail, including definitions of ratings, performance criteria, and explanations of status, is available on www.ed.sc.gov and www.eoc.sc.gov as well as school and school district websites. Printed versions are available from school districts upon request.

YEAR	ABSOLUTE RATING	GROWTH RATING	PALMETTO GOLD/SILVER AWARD	AYP STATUS	NCLB IMPROVEMENT STATUS
2008	Good	Below Average	TBD	Not Met	N/A
2007	Good	At-Risk	Gold	Met	N/A
2006	Excellent	Excellent	N/A	Met	N/A

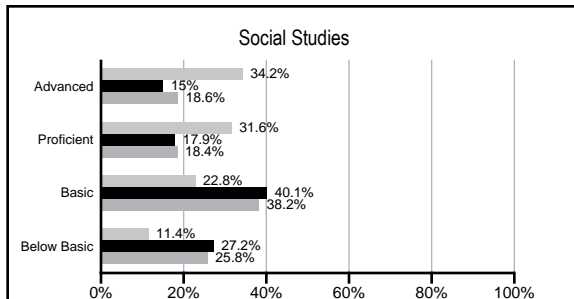
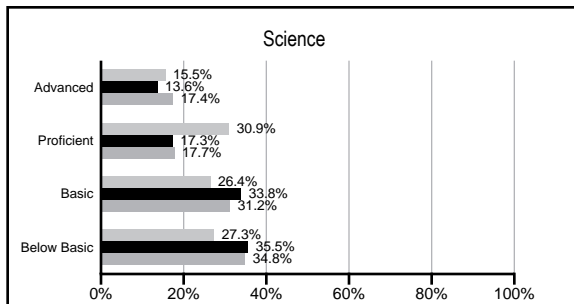
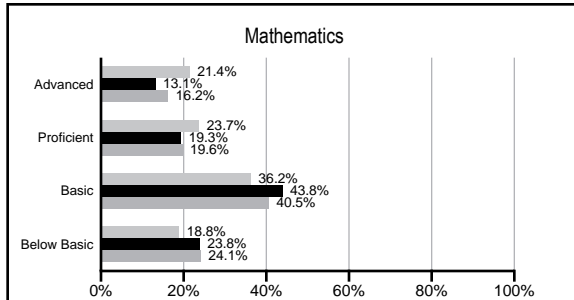
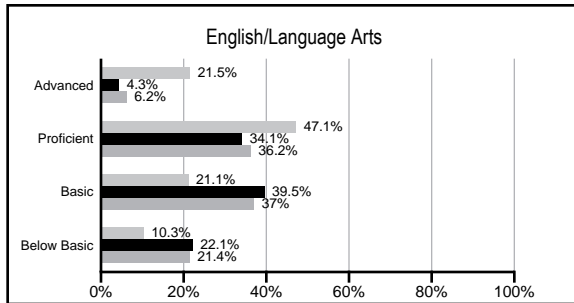
ABSOLUTE RATINGS OF ELEMENTARY SCHOOLS WITH STUDENTS LIKE OURS*

EXCELLENT	GOOD	AVERAGE	BELOW AVERAGE	AT-RISK
0	4	44	40	1

* Ratings are calculated with data available by 02/17/2009. Schools with Students like Ours are Elementary Schools with poverty indices of no more than 5% above or below the index for this school.


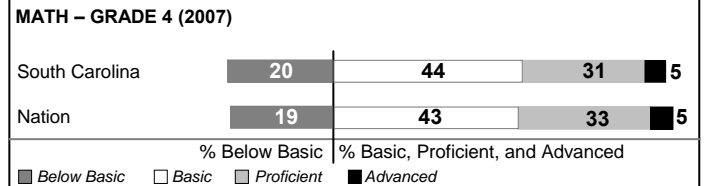
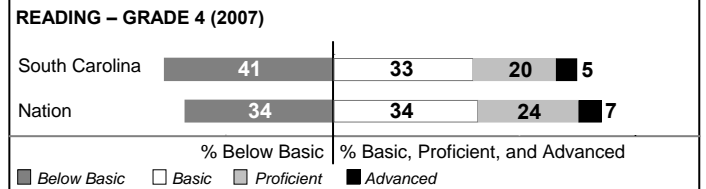
PACT PERFORMANCE

Our School
 Elementary Schools with Students Like Ours
 Elementary schools statewide



NAEP PERFORMANCE*

* Performance reported for SC and nation, data not available at school level. Percentages at NAEP Achievement Levels.



SC PERFORMANCE GOAL

2010 Goal:

By 2010, SC's student achievement will be ranked in the top half of the states nationally. To achieve this goal, we must become one of the fastest improving systems in the country.

2020 Goal: TBD

Abbreviations Key

N/A Not Applicable N/AV Not Available N/C Not Collected N/R Not Reported I/S Insufficient Sample TBD To be determined
NI Newly Identified CSI Continuing School Improvement CA Corrective Action RP Plan to Restructure R Restructure DELAY School Improvement Status HOLD School Improvement Status

Myrtle Beach Elementary [Horry]

SCHOOL PROFILE

	Our School	Change from Last Year	Elementary Schools with Students Like Ours	Median Elementary School
Students (n=590)				
Retention rate	2.0%	Up from 1.9%	2.7%	2.3%
Attendance rate	96.4%	Up from 96.1%	96.1%	96.3%
Eligible for gifted and talented	10.4%	Down from 11.7%	9.2%	10.4%
With disabilities other than speech	18.3%	Up from 15.9%	8.7%	7.5%
Out-of-school suspensions or expulsions for violent &/or criminal offenses	0.3%	Down from 0.7%	0.0%	0.0%
Teachers (n=40)				
Teachers with advanced degrees	65.0%	Down from 68.4%	56.5%	56.7%
Continuing contract teachers	82.5%	Down from 92.1%	80.0%	77.3%
Teachers with emergency or provisional certificates	0.0%	No Change	0.0%	0.0%
Teachers returning from previous year	92.6%	Down from 92.8%	87.0%	86.4%
Teacher attendance rate	96.2%	Up from 95.9%	94.8%	94.9%
Average teacher salary	\$46,921	Down 3.4%	\$45,266	\$45,345
Classes not taught by highly qualified teachers	0.0%	No Change	0.0%	0.0%
School				
Principal's years at school	5.0	Up from 4.0	4.0	4.0
Student-teacher ratio in core subjects	19.2 to 1	Down from 19.6 to 1	18.5 to 1	18.5 to 1
Prime instructional time	91.7%	Up from 91.0%	89.4%	89.8%
Opportunities in the arts	Good	No Change	Good	Good
SACS accreditation	Yes	No Change	Yes	Yes
Character development program	Excellent	Up from Good	Excellent	Excellent
Dollars spent per pupil*	\$8,277	Up 11.4%	\$6,959	\$7,052
Percent of expenditures for instruction*	70.5%	Down from 73.8%	68.7%	69.1%
Percent of expenditures for teacher salaries*	65.6%	Down from 70.1%	64.7%	64.2%
% of AYP objectives met	95.7%		85.7%	85.7%

* Prior year audited financial data available.

EVALUATION RESULTS

	Teachers	Students*	Parents*
Number of surveys returned	39	217	124
Percent satisfied with learning environment	100.0%	88.8%	89.8%
Percent satisfied with social and physical environment	97.4%	89.1%	94.2%
Percent satisfied with school-home relations	94.9%	90.6%	90.2%

*Only students at the highest elementary school grade level at this school and their parents were included.

REPORT OF PRINCIPAL AND SCHOOL IMPROVEMENT COUNCIL

2007-2008 was another banner year for Myrtle Beach Elementary. Our school continued to meet the academic, social, emotional, and physical needs of our students on a daily basis. Myrtle Beach Elementary continued to bond with outside resources to ensure community bonding and added more this year. Myrtle Beach Elementary received, for the fifth year in a row, the honor of "Closing the Achievement Gap." This honor also shows the effort of the school to monitor the progress of all students.

Throughout the year, we have assessed student progress through the data and made appropriate changes in instruction in order to meet the needs of each individual student. For the fifth year, we have been able to administer MAP testing which enables us to monitor students' achievement throughout the year. Analyzing these immediate results allows us to make instructional changes in order to benefit each individual student as soon as possible. The implementation of MAP has provided invaluable information for our students on an immediate basis throughout the year. We attribute a lot of our success for "Closing the Achievement Gap" to the ability to make solid academic changes for each student throughout the year. We use our MAP results to predict our students' success on Statetesting. Once again, we monitor the prediction throughout the year.

Our staff is composed of very highly qualified individuals who work hard to provide rigorous daily instruction based on our state standards. The same individuals assist in providing opportunities for instruction beyond the regular school day. From October to May we provided a Comprehensive Remediation After School Program serving over 100 students. Numerous teachers provided individual student tutoring after school. In addition, our school provides day tutorial assistance by certified teachers for at-risk readers. We have wonderful volunteer and mentoring programs that assist in providing academic and social instructional services for many students. Our students participated in several charity causes this year such as Jump Rope for Heart, Humane Society, Helping Hand, and Recycle America.

Our PTO continues to be an integral part of our school success by providing additional resources to enhance instruction throughout the year such as SC Newsweekly newspaper, student incentives, picnic tables, and classroom accessories. Our PTO assisted in Field Days, Winter and Spring Musicals, Sunshine Saturday, Staff Appreciation, yearbook development and sales, and much more.

Renea Fowler, Principal
Carla Ivey, School Improvement Council, President

Comprehensive detail, including definitions of rating, performance criteria, and explanations of status, is available on www.ed.sc.gov and www.eoc.sc.gov as well as school and school district websites.

Printed versions are available from school districts upon request.

Abbreviations Key

N/A Not Applicable N/AV Not Available N/C Not Collected N/R Not Reported I/S Insufficient Sample TBD To be determined

NI Newly Identified CSI Continuing School Improvement CA Corrective Action RP Plan to Restructure R Restructure DELAY School Improvement Status HOLD School Improvement Status