



SC Annual School Report Card Summary

Midland Elementary

Horry

Grades: PK-5

Enrollment: 516

Principal: Deb Colliver

Superintendent: Dr. Cynthia Elsberry

Board Chair: Will Garland

PERFORMANCE

Comprehensive detail, including definitions of ratings, performance criteria, and explanations of status, is available on www.ed.sc.gov and www.eoc.sc.gov as well as school and school district websites. Printed versions are available from school districts upon request.

YEAR	ABSOLUTE RATING	GROWTH RATING	PALMETTO GOLD/SILVER AWARD	AYP STATUS	NCLB IMPROVEMENT STATUS
2008	Good	At-Risk	TBD	Met	N/A
2007	Good	Good	Silver	Met	N/A
2006	Good	Good	N/A	Met	N/A

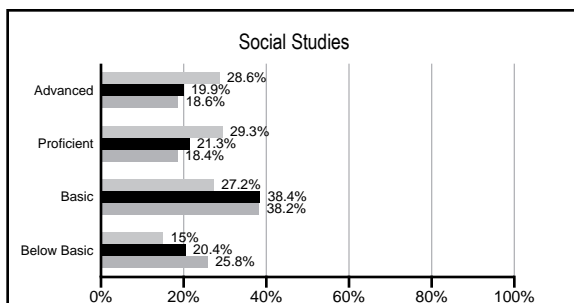
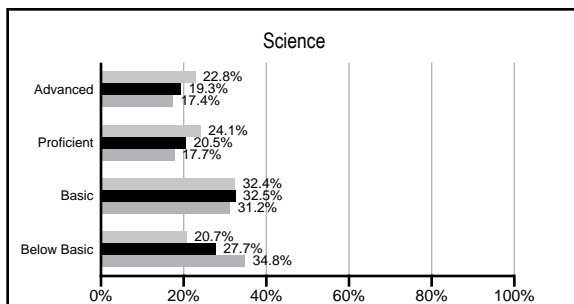
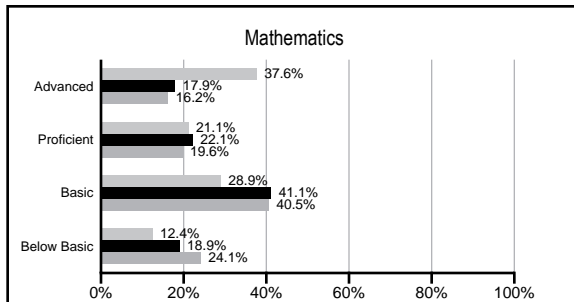
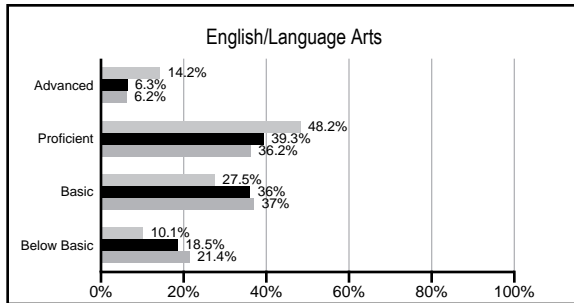
ABSOLUTE RATINGS OF ELEMENTARY SCHOOLS WITH STUDENTS LIKE OURS*

EXCELLENT	GOOD	AVERAGE	BELOW AVERAGE	AT-RISK
0	14	57	7	1

* Ratings are calculated with data available by 02/17/2009. Schools with Students like Ours are Elementary Schools with poverty indices of no more than 5% above or below the index for this school.


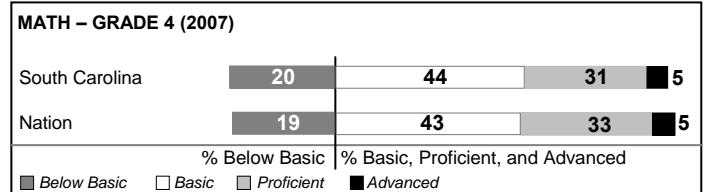
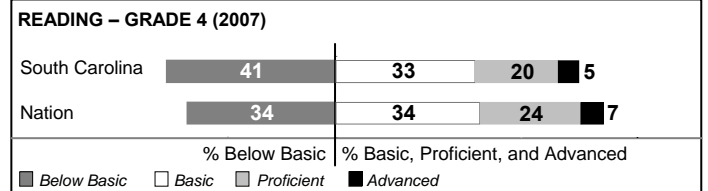
PACT PERFORMANCE

Our School
 Elementary Schools with Students Like Ours
 Elementary schools statewide



NAEP PERFORMANCE*

* Performance reported for SC and nation, data not available at school level. Percentages at NAEP Achievement Levels.



SC PERFORMANCE GOAL

2010 Goal:

By 2010, SC's student achievement will be ranked in the top half of the states nationally. To achieve this goal, we must become one of the fastest improving systems in the country.

2020 Goal: TBD

Abbreviations Key

N/A Not Applicable N/AV Not Available N/C Not Collected N/R Not Reported I/S Insufficient Sample TBD To be determined
 NI Newly Identified CSI Continuing School Improvement CA Corrective Action RP Plan to Restructure R Restructure DELAY School Improvement Status HOLD School Improvement Status

Midland Elementary [Horry]

SCHOOL PROFILE

	Our School	Change from Last Year	Elementary Schools with Students Like Ours	Median Elementary School
Students (n=516)				
Retention rate	3.1%	Up from 2.4%	2.2%	2.3%
Attendance rate	95.6%	Down from 96.3%	96.3%	96.3%
Eligible for gifted and talented	15.9%	Down from 16.1%	12.1%	10.4%
With disabilities other than speech	9.0%	Up from 4.7%	8.2%	7.5%
Out-of-school suspensions or expulsions for violent &/or criminal offenses	0.0%	No Change	0.0%	0.0%
Teachers (n=30)				
Teachers with advanced degrees	63.3%	Down from 64.5%	56.0%	56.7%
Continuing contract teachers	96.7%	Up from 83.9%	78.3%	77.3%
Teachers with emergency or provisional certificates	0.0%	No Change	0.0%	0.0%
Teachers returning from previous year	98.7%	Up from 94.2%	87.4%	86.4%
Teacher attendance rate	96.0%	Up from 95.8%	95.3%	94.9%
Average teacher salary	\$47,261	Up 3.4%	\$45,032	\$45,345
Classes not taught by highly qualified teachers	0.0%	No Change	0.0%	0.0%
School				
Principal's years at school	2.0	Up from 1.0	3.0	4.0
Student-teacher ratio in core subjects	20.9 to 1	Down from 22.7 to 1	18.7 to 1	18.5 to 1
Prime instructional time	90.6%	Down from 91.4%	90.1%	89.8%
Opportunities in the arts	Good	No Change	Good	Good
SACS accreditation	Yes	No Change	Yes	Yes
Character development program	Good	Down from Excellent	Excellent	Excellent
Dollars spent per pupil*	\$7,514	Up 23.0%	\$6,580	\$7,052
Percent of expenditures for instruction*	65.7%	Down from 70.6%	68.8%	69.1%
Percent of expenditures for teacher salaries*	59.3%	Down from 66.0%	65.0%	64.2%
% of AYP objectives met	100.0%		88.2%	85.7%

* Prior year audited financial data available.

EVALUATION RESULTS

	Teachers	Students*	Parents*
Number of surveys returned	33	81	42
Percent satisfied with learning environment	90.9%	95.1%	95.1%
Percent satisfied with social and physical environment	93.8%	95.1%	100.0%
Percent satisfied with school-home relations	97.0%	95.1%	92.7%

*Only students at the highest elementary school grade level at this school and their parents were included.

REPORT OF PRINCIPAL AND SCHOOL IMPROVEMENT COUNCIL

The students, staff, and community of Midland Elementary celebrated a successful and exciting year of learning in 2007-2008. We experienced some new advanced levels of academic excellence as we worked toward accelerating learning for all. As a result, the Educational Oversight Committee once again recognized Midland for the fifth year in a row for "Closing the Gap" between historically at-risk subgroups and majority students. Additionally, the school was asked to showcase itself on the state website as part of the Gold and Silver Award Program.

Scarlett McCracken, one of our fourth grade teachers, was named Midland's Teacher of the Year. Also, we had four staff members become Nationally Board Certified this year. Congratulations to Lisa Ricketts, Penny Skipper, Tammy Todd, and Cathy Vaughn for all receiving the NBC.

Our students celebrated reading through our Summer Reading program. Along with that, our students participated in All-State Honor Chorus, Student Council, Lt. Governor's Writing, District Spelling Bee, Recycling, Pre-Algebra, HeadSprout, Read Naturally, and much, much more.

Our focus and number one priority continues to be on students and the acceleration for each and every child. With the continual use of MAP, DRAs, and DIBELS, we are able to differentiate instruction to meet the needs of each student. Our number one goal is that every child leaves third grade an independent reader and thinker, along with becoming a productive citizen.

The Parent Teacher Organization (PTO) was a very integral part of our successful year. They provided many resources for our staff and students. Some of these resources included: playground equipment, technology needs, decorations for programs, incentives for children, Fine Arts Day, Field Day, Teacher Appreciation, and lots more.

The biggest staff development for our staff included differentiation through the use of small groups. We had several grade levels meet in the summer to look at small group instruction and how to bring it within their classrooms. Other staff development included the integration of SmartBoards and early interventions to literacy.

Please know, as always, if there is ever anything we can do to help your child in growing and learning, please do not hesitate to contact us. We are very proud of our school and community. Thanks for your continual support in a successful year and allowing us to serve your children.

Deb Colliver, Principal
Tracey Rabon, SIC Chairperson

Comprehensive detail, including definitions of rating, performance criteria, and explanations of status, is available on www.ed.sc.gov and www.eoc.sc.gov as well as school and school district websites.

Printed versions are available from school districts upon request.

Abbreviations Key

N/A Not Applicable N/AV Not Available N/C Not Collected N/R Not Reported I/S Insufficient Sample TBD To be determined
NI Newly Identified CSI Continuing School Improvement CA Corrective Action RP Plan to Restructure R Restructure DELAY School Improvement Status HOLD School Improvement Status