



# SC Annual School Report Card Summary

Loris Elementary  
Horry

Grades: PK-5

Enrollment: 818

Principal: Shelton Long

Superintendent: Dr. Cynthia Elsberry

Board Chair: Will Garland

## PERFORMANCE

Comprehensive detail, including definitions of ratings, performance criteria, and explanations of status, is available on [www.ed.sc.gov](http://www.ed.sc.gov) and [www.eoc.sc.gov](http://www.eoc.sc.gov) as well as school and school district websites. Printed versions are available from school districts upon request.

YEAR	ABSOLUTE RATING	GROWTH RATING	PALMETTO GOLD/SILVER AWARD	AYP STATUS	NCLB IMPROVEMENT STATUS
2008	Average	At-Risk	TBD	Not Met	N/A
2007	Average	Good	N/A	Met	N/A
2006	Average	At-Risk	N/A	Not Met	N/A

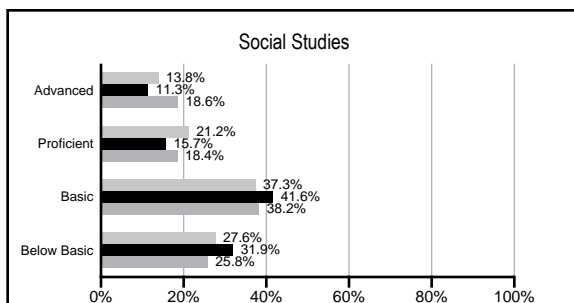
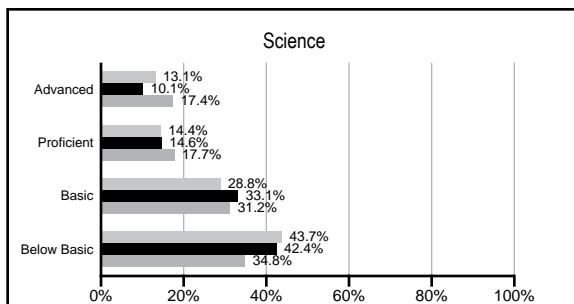
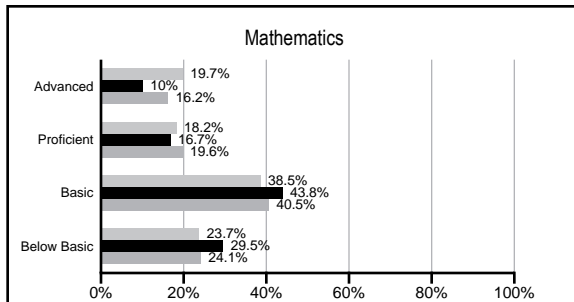
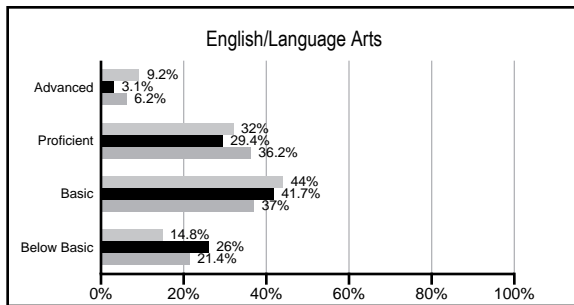
## ABSOLUTE RATINGS OF ELEMENTARY SCHOOLS WITH STUDENTS LIKE OURS\*

EXCELLENT	GOOD	AVERAGE	BELOW AVERAGE	AT-RISK
0	0	22	61	9

\* Ratings are calculated with data available by 02/17/2009. Schools with Students like Ours are Elementary Schools with poverty indices of no more than 5% above or below the index for this school.

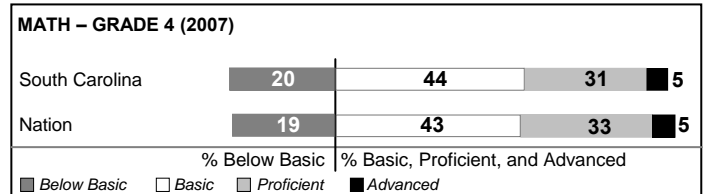
## PACT PERFORMANCE

Our School  
 Elementary Schools with Students Like Ours  
 Elementary schools statewide



## NAEP PERFORMANCE\*

\* Performance reported for SC and nation, data not available at school level. Percentages at NAEP Achievement Levels.



## SC PERFORMANCE GOAL

2010 Goal:

*By 2010, SC's student achievement will be ranked in the top half of the states nationally. To achieve this goal, we must become one of the fastest improving systems in the country.*

2020 Goal: TBD

### Abbreviations Key

N/A Not Applicable N/AV Not Available N/C Not Collected N/R Not Reported I/S Insufficient Sample TBD To be determined  
 NI Newly Identified CSI Continuing School Improvement CA Corrective Action RP Plan to Restructure R Restructure DELAY School Improvement Status HOLD School Improvement Status

# Loris Elementary [Horry]

## SCHOOL PROFILE

	Our School	Change from Last Year	Elementary Schools with Students Like Ours	Median Elementary School
<b>Students (n=818)</b>				
Retention rate	2.0%	Up from 0.8%	2.8%	2.3%
Attendance rate	95.8%	Down from 96.0%	96.0%	96.3%
Eligible for gifted and talented	11.2%	Down from 17.5%	6.5%	10.4%
With disabilities other than speech	12.6%	Up from 11.7%	8.9%	7.5%
Out-of-school suspensions or expulsions for violent &/or criminal offenses	0.6%	Down from 1.0%	0.0%	0.0%
<b>Teachers (n=58)</b>				
Teachers with advanced degrees	34.5%	Up from 28.8%	54.2%	56.7%
Continuing contract teachers	55.2%	Up from 51.9%	75.0%	77.3%
Teachers with emergency or provisional certificates	0.0%	Down from 6.1%	0.0%	0.0%
Teachers returning from previous year	78.8%	Up from 73.9%	85.6%	86.4%
Teacher attendance rate	93.5%	Down from 94.9%	94.9%	94.9%
Average teacher salary	\$45,121	Up 7.0%	\$44,395	\$45,345
Classes not taught by highly qualified teachers	9.5%	Up from 0.0%	0.0%	0.0%
<b>School</b>				
Principal's years at school	2.0	Up from 1.0	3.0	4.0
Student-teacher ratio in core subjects	20.2 to 1	Down from 20.7 to 1	18.2 to 1	18.5 to 1
Prime instructional time	88.0%	Down from 89.9%	89.1%	89.8%
Opportunities in the arts	Excellent	Up from Good	Good	Good
SACS accreditation	Yes	No Change	Yes	Yes
Character development program	Excellent	No Change	Excellent	Excellent
Dollars spent per pupil*	\$8,084	Up 16.2%	\$7,398	\$7,052
Percent of expenditures for instruction*	68.9%	Down from 72.0%	69.1%	69.1%
Percent of expenditures for teacher salaries*	61.8%	Down from 68.7%	64.0%	64.2%
% of AYP objectives met	81.0%		76.9%	85.7%

\* Prior year audited financial data available.

## EVALUATION RESULTS

	Teachers	Students*	Parents*
Number of surveys returned	47	106	24
Percent satisfied with learning environment	100.0%	89.6%	95.8%
Percent satisfied with social and physical environment	97.9%	93.3%	87.0%
Percent satisfied with school-home relations	89.4%	90.6%	95.8%

\*Only students at the highest elementary school grade level at this school and their parents were included.

## REPORT OF PRINCIPAL AND SCHOOL IMPROVEMENT COUNCIL

Loris Elementary School is honored to share our Report Card as we continue our journey to becoming the top performing school in South Carolina. Our mission is to empower each student to achieve his/her full potential through personalized achievement-based educational experiences in partnership with a home, school, and community with a nurturing and enriched environment.

During the 2007-08 school year, our staff and students achieved outstanding results. Loris Elementary School was one of twelve schools in Horry County recognized by the Education Oversight Committee for closing the achievement gap. Our school also had some of the highest achievement gains in 4th and 5th grades for elementary schools in Horry County. Our staff continues to make progress towards meeting the performance goals in our strategic plan. We participated in ongoing professional staff development focusing on student engagement to improve student achievement. Our teachers collaborated weekly to analyze and plan standards-based instruction, assessments, and instructional strategies. We continued to implement Measures of Academic Progress three times this year in reading, math, and language. We continuously analyzed this data to drive our instruction and measure student growth. We greatly improved our performance in MAP and had high growth for our students and school.

We continued to partner with Coastal Carolina to provide student interns and mentors for our students. Academic achievement awards and celebrations were provided for the students and parents each nine weeks.

Our school provided opportunities weekly for after-school tutorials and computer lab. Many of our 5th grade students participated in a pre-algebra online class. We also implemented Corrective Reading, Reading Mastery, and had two intervention teachers to provide small-group instruction in reading for identified students. We engaged in service learning projects such as Jump Rope for Heart and a canned food drive.

Loris Elementary is committed to reaching our goals, and our staff, School Improvement Council, and administration continue to work diligently to ensure that every child is empowered to achieve his/her full potential.

Shelton Long, Principal 2007-08  
Lisa Permenter, School Improvement Council Chairperson 2007-08

Comprehensive detail, including definitions of rating, performance criteria, and explanations of status, is available on [www.ed.sc.gov](http://www.ed.sc.gov) and [www.eoc.sc.gov](http://www.eoc.sc.gov) as well as school and school district websites.

Printed versions are available from school districts upon request.

### Abbreviations Key

N/A Not Applicable N/AV Not Available N/C Not Collected N/R Not Reported I/S Insufficient Sample TBD To be determined

NI Newly Identified CSI Continuing School Improvement CA Corrective Action RP Plan to Restructure R Restructure DELAY School Improvement Status HOLD School Improvement Status