



# SC Annual School Report Card Summary

St James Elementary  
Horry

Grades: PK-5

Enrollment: 726

Principal: Mary Beth Heath

Superintendent: Dr. Cynthia Elsberry

Board Chair: Will Garland

## PERFORMANCE

Comprehensive detail, including definitions of ratings, performance criteria, and explanations of status, is available on [www.ed.sc.gov](http://www.ed.sc.gov) and [www.eoc.sc.gov](http://www.eoc.sc.gov) as well as school and school district websites. Printed versions are available from school districts upon request.

YEAR	ABSOLUTE RATING	GROWTH RATING	PALMETTO GOLD/SILVER AWARD	AYP STATUS	NCLB IMPROVEMENT STATUS
2008	Average	Below Average	TBD	Not Met	N/A
2007	Average	At-Risk	Silver	Not Met	N/A
2006	Good	Average	N/A	Not Met	N/A

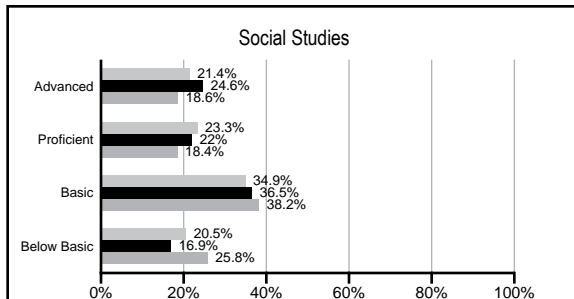
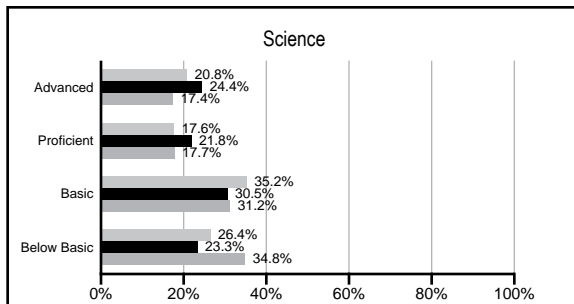
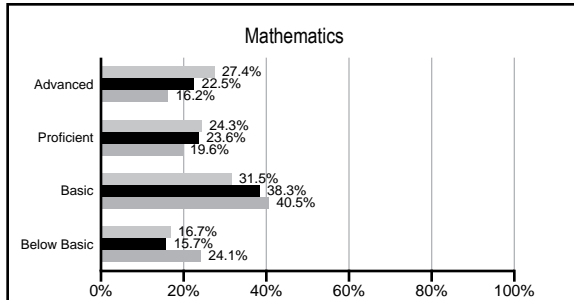
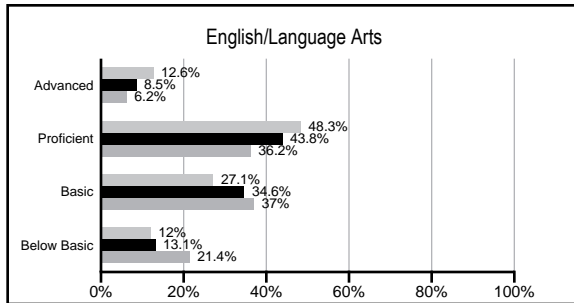
## ABSOLUTE RATINGS OF ELEMENTARY SCHOOLS WITH STUDENTS LIKE OURS\*

EXCELLENT	GOOD	AVERAGE	BELOW AVERAGE	AT-RISK
4	32	51	1	0

\* Ratings are calculated with data available by 02/17/2009. Schools with Students like Ours are Elementary Schools with poverty indices of no more than 5% above or below the index for this school.

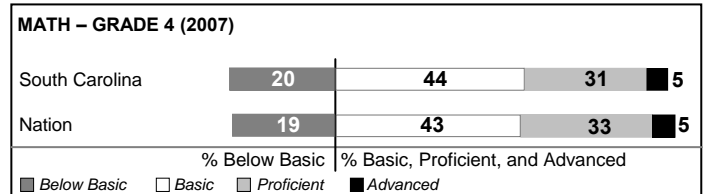
## PACT PERFORMANCE

Our School
  Elementary Schools with Students Like Ours
  Elementary schools statewide



## NAEP PERFORMANCE\*

\* Performance reported for SC and nation, data not available at school level. Percentages at NAEP Achievement Levels.



## SC PERFORMANCE GOAL

2010 Goal:

*By 2010, SC's student achievement will be ranked in the top half of the states nationally. To achieve this goal, we must become one of the fastest improving systems in the country.*

2020 Goal: TBD

### Abbreviations Key

N/A Not Applicable N/AV Not Available N/C Not Collected N/R Not Reported I/S Insufficient Sample TBD To be determined  
NI Newly Identified CSI Continuing School Improvement CA Corrective Action RP Plan to Restructure R Restructure DELAY School Improvement Status HOLD School Improvement Status

# St James Elementary [Horry]

## SCHOOL PROFILE

	Our School	Change from Last Year	Elementary Schools with Students Like Ours	Median Elementary School
<b>Students (n=726)</b>				
Retention rate	0.6%	Up from 0.3%	2.0%	2.3%
Attendance rate	96.2%	Up from 95.1%	96.5%	96.3%
Eligible for gifted and talented	21.5%	Up from 21.2%	16.1%	10.4%
With disabilities other than speech	8.9%	Up from 7.2%	7.0%	7.5%
Out-of-school suspensions or expulsions for violent &/or criminal offenses	0.0%	Down from 0.1%	0.0%	0.0%
<b>Teachers (n=44)</b>				
Teachers with advanced degrees	50.0%	Up from 32.4%	59.6%	56.7%
Continuing contract teachers	72.7%	Up from 67.6%	81.0%	77.3%
Teachers with emergency or provisional certificates	0.0%	Down from 2.0%	0.0%	0.0%
Teachers returning from previous year	75.1%	Down from 86.1%	89.4%	86.4%
Teacher attendance rate	93.9%	Down from 95.1%	94.7%	94.9%
Average teacher salary	\$47,564	Up 9.9%	\$46,467	\$45,345
Classes not taught by highly qualified teachers	1.4%	Down from 2.4%	0.0%	0.0%
<b>School</b>				
Principal's years at school	9.0	Up from 8.0	5.0	4.0
Student-teacher ratio in core subjects	21.9 to 1	Down from 24.2 to 1	19.5 to 1	18.5 to 1
Prime instructional time	89.0%	Down from 89.6%	90.2%	89.8%
Opportunities in the arts	Good	Up from Fair	Good	Good
SACS accreditation	Yes	No Change	Yes	Yes
Character development program	Excellent	Up from Average	Excellent	Excellent
Dollars spent per pupil*	\$5,978	Up 16.6%	\$6,451	\$7,052
Percent of expenditures for instruction*	69.9%	Down from 76.7%	69.7%	69.1%
Percent of expenditures for teacher salaries*	64.0%	Down from 72.9%	65.6%	64.2%
% of AYP objectives met	88.2%		91.4%	85.7%

\* Prior year audited financial data available.

## REPORT OF PRINCIPAL AND SCHOOL IMPROVEMENT COUNCIL

The year 2007-2008 was a silver year at St. James Elementary. We have found students eager to perform in areas of academic and personal excellence.

- 21 students qualified for the Duke TIP Program
- 16 students qualified for the Johns Hopkins Talent-Search Program
- 26 students received the Silver President's Award for Academic Achievement
- 39 students received the Gold President's Award for Academic Achievement
- 95 Governor's Palmetto Award winners

We continue to expand our programs in technology, instruction, and assessment. Our teachers challenge themselves as well as their students. Michelle Keelin was selected as Teacher of the Year. St. James Elementary sponsored a study trip to Florida as an educational experience for the exploration of manatees and their habitat. Other opportunities included Dolphin Council, Library Assistants, and Winter Youth Basketball. The PTA sponsored Fall Festival and a spring raffle to finance school improvements to our Fine Arts Program and library. Our faculty and students were divided to form a new school in our attendance area. St. James Elementary continues to be the heart of a vigorous and growing community.

Mary Beth Heath, Principal  
John A. Glover, SIC Chairman

## EVALUATION RESULTS

	Teachers	Students*	Parents*
Number of surveys returned	40	80	59
Percent satisfied with learning environment	100.0%	93.7%	84.5%
Percent satisfied with social and physical environment	97.5%	91.1%	86.0%
Percent satisfied with school-home relations	100.0%	92.5%	81.0%

\*Only students at the highest elementary school grade level at this school and their parents were included.

Comprehensive detail, including definitions of rating, performance criteria, and explanations of status, is available on [www.ed.sc.gov](http://www.ed.sc.gov) and [www.eoc.sc.gov](http://www.eoc.sc.gov) as well as school and school district websites.

Printed versions are available from school districts upon request.

### Abbreviations Key

N/A Not Applicable N/AV Not Available N/C Not Collected N/R Not Reported I/S Insufficient Sample TBD To be determined  
NI Newly Identified CSI Continuing School Improvement CA Corrective Action RP Plan to Restructure R Restructure DELAY School Improvement Status HOLD School Improvement Status