



# SC Annual School Report Card Summary

Lakewood Elementary

Horry

Grades: PK-5

Enrollment: 751

Principal: Tom Rex

Superintendent: Dr. Cynthia Elsberry

Board Chair: Will Garland

## PERFORMANCE

Comprehensive detail, including definitions of ratings, performance criteria, and explanations of status, is available on [www.ed.sc.gov](http://www.ed.sc.gov) and [www.eoc.sc.gov](http://www.eoc.sc.gov) as well as school and school district websites. Printed versions are available from school districts upon request.

YEAR	ABSOLUTE RATING	GROWTH RATING	PALMETTO GOLD/SILVER AWARD	AYP STATUS	NCLB IMPROVEMENT STATUS
2008	Excellent	Excellent	TBD	Not Met	N/A
2007	Excellent	Good	Gold	Met	N/A
2006	Excellent	Excellent	Gold	Met	N/A

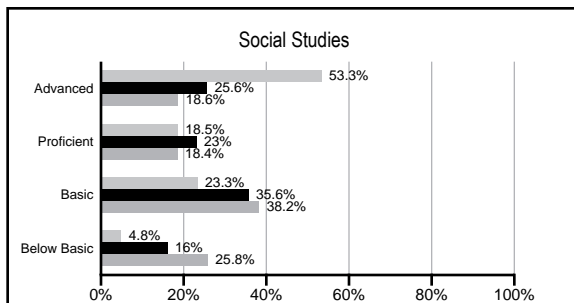
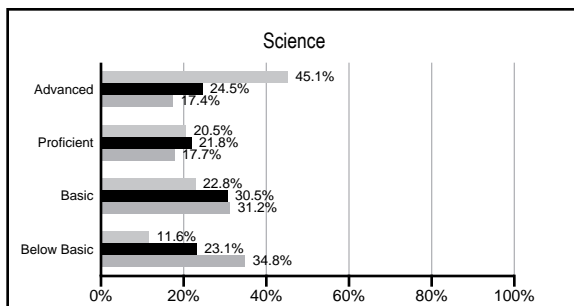
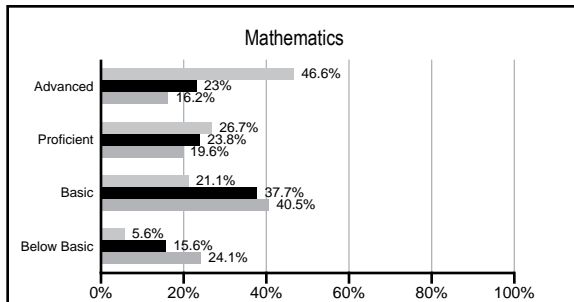
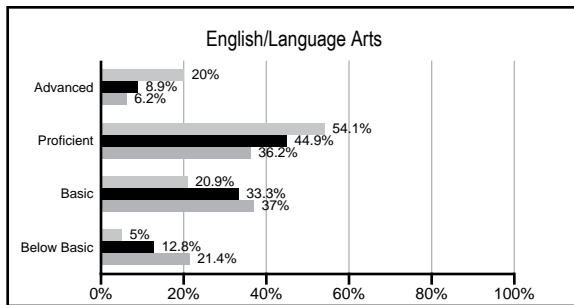
## ABSOLUTE RATINGS OF ELEMENTARY SCHOOLS WITH STUDENTS LIKE OURS\*

EXCELLENT	GOOD	AVERAGE	BELOW AVERAGE	AT-RISK
4	24	39	1	0

\* Ratings are calculated with data available by 02/17/2009. Schools with Students like Ours are Elementary Schools with poverty indices of no more than 5% above or below the index for this school.


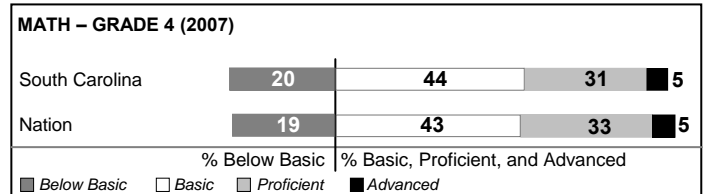
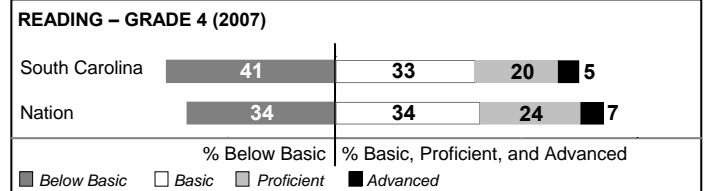
## PACT PERFORMANCE

Our School
  Elementary Schools with Students Like Ours
  Elementary schools statewide



## NAEP PERFORMANCE\*

\* Performance reported for SC and nation, data not available at school level. Percentages at NAEP Achievement Levels.



## SC PERFORMANCE GOAL

2010 Goal:

*By 2010, SC's student achievement will be ranked in the top half of the states nationally. To achieve this goal, we must become one of the fastest improving systems in the country.*

2020 Goal: TBD

### Abbreviations Key

N/A Not Applicable N/AV Not Available N/C Not Collected N/R Not Reported I/S Insufficient Sample TBD To be determined  
 NI Newly Identified CSI Continuing School Improvement CA Corrective Action RP Plan to Restructure R Restructure DELAY School Improvement Status HOLD School Improvement Status

# Lakewood Elementary [Horry]

## SCHOOL PROFILE

	Our School	Change from Last Year	Elementary Schools with Students Like Ours	Median Elementary School
<b>Students (n=751)</b>				
Retention rate	1.5%	Down from 1.9%	1.8%	2.3%
Attendance rate	96.7%	Up from 96.1%	96.5%	96.3%
Eligible for gifted and talented	28.9%	Up from 28.0%	17.9%	10.4%
With disabilities other than speech	7.4%	Up from 7.3%	6.6%	7.5%
Out-of-school suspensions or expulsions for violent &/or criminal offenses	0.0%	No Change	0.0%	0.0%
<b>Teachers (n=49)</b>				
Teachers with advanced degrees	49.0%	Down from 56.5%	60.6%	56.7%
Continuing contract teachers	81.6%	Up from 80.4%	80.0%	77.3%
Teachers with emergency or provisional certificates	0.0%	Down from 2.6%	0.0%	0.0%
Teachers returning from previous year	93.3%	Up from 92.8%	87.8%	86.4%
Teacher attendance rate	94.3%	Down from 95.1%	94.9%	94.9%
Average teacher salary	\$48,502	Up 1.7%	\$46,755	\$45,345
Classes not taught by highly qualified teachers	2.4%	Up from 2.2%	0.0%	0.0%
<b>School</b>				
Principal's years at school	7.0	Up from 6.0	3.0	4.0
Student-teacher ratio in core subjects	19.6 to 1	Down from 20.8 to 1	19.6 to 1	18.5 to 1
Prime instructional time	89.8%	Down from 90.3%	90.2%	89.8%
Opportunities in the arts	Good	No Change	Good	Good
SACS accreditation	Yes	No Change	Yes	Yes
Character development program	Excellent	No Change	Excellent	Excellent
Dollars spent per pupil*	\$6,853	Up 20.0%	\$6,479	\$7,052
Percent of expenditures for instruction*	69.8%	Down from 73.2%	70.1%	69.1%
Percent of expenditures for teacher salaries*	65.1%	Down from 70.5%	66.7%	64.2%
% of AYP objectives met	94.1%		90.5%	85.7%

\* Prior year audited financial data available.

## EVALUATION RESULTS

	Teachers	Students*	Parents*
Number of surveys returned	53	119	119
Percent satisfied with learning environment	98.1%	95.8%	96.6%
Percent satisfied with social and physical environment	96.2%	94.9%	94.9%
Percent satisfied with school-home relations	100.0%	99.2%	95.8%

\*Only students at the highest elementary school grade level at this school and their parents were included.

## REPORT OF PRINCIPAL AND SCHOOL IMPROVEMENT COUNCIL

2007-08 was a year of outstanding achievement and successes for Lakewood Elementary School. Instructional strategies that were instrumental in reaching these goals included focus lessons, Common Planning time across all grade levels, MAP testing with diagnostic study, instructional monitoring with regular administrative classroom visits, and positive interventions by mentors from Coastal Carolina University's baseball team members paired with identified at-risk students.

Our PTA and volunteer organizations continue to provide dedicated personal assistance to our students, as well as funding support for instructional resources. Lakewood Elementary School has a very active volunteer program whose members work one-on-one or in small groups with students in the areas of literacy and numeracy. The School Improvement Council remains an integral part of ensuring that the school meets its mission and goals.

We are especially proud of many programs, initiatives, and achievements earned this past year. Lakewood was recognized again by the state's Education Oversight Committee as a school that is Closing the Gap for historically underachieving student groups. We were a repeat recipient of the Gold Award for Academic Performance sponsored by the State Department of Education. Our school remains accredited by The Southern Association of Colleges and Schools, and remains a recognized Red Carpet School. Our school is especially proud of Barbara Ramsbottom, Lakewood's Nationally Board certified school nurse, who received the honor of being chosen as The South Carolina School Nurse of the Year! Lakewood also was a featured school in the state sponsored Palmetto Gold and Silver Awards Showcase.

Lakewood Elementary School is committed to academic excellence and continues to involve parents and community members in the decision-making process of the school through an active PTA and School Improvement Council. Data analysis, diagnostic testing, and strategic instructional best practices will provide the necessary ingredients to keep Lakewood growing academically. The Lakewood Family enthusiastically celebrates each child's progress on the continuum of learning!

Tom Rex, Principal  
Ann Marie Gore, School Improvement Council Chairperson

Comprehensive detail, including definitions of rating, performance criteria, and explanations of status, is available on [www.ed.sc.gov](http://www.ed.sc.gov) and [www.eoc.sc.gov](http://www.eoc.sc.gov) as well as school and school district websites.

Printed versions are available from school districts upon request.

### Abbreviations Key

N/A Not Applicable N/AV Not Available N/C Not Collected N/R Not Reported I/S Insufficient Sample TBD To be determined

NI Newly Identified CSI Continuing School Improvement CA Corrective Action RP Plan to Restructure R Restructure DELAY School Improvement Status HOLD School Improvement Status