



SC Annual School Report Card Summary

Kingston Elementary

Horry

Grades: PK-5

Enrollment: 582

Principal: Mary J. Anderson

Superintendent: Dr. Cynthia Elsberry

Board Chair: Will Garland

PERFORMANCE

Comprehensive detail, including definitions of ratings, performance criteria, and explanations of status, is available on www.ed.sc.gov and www.eoc.sc.gov as well as school and school district websites. Printed versions are available from school districts upon request.

YEAR	ABSOLUTE RATING	GROWTH RATING	PALMETTO GOLD/SILVER AWARD	AYP STATUS	NCLB IMPROVEMENT STATUS
2008	Average	Below Average	TBD	Not Met	N/A
2007	Average	Below Average	N/A	Met	N/A
2006	Average	At-Risk	Silver	Met	N/A

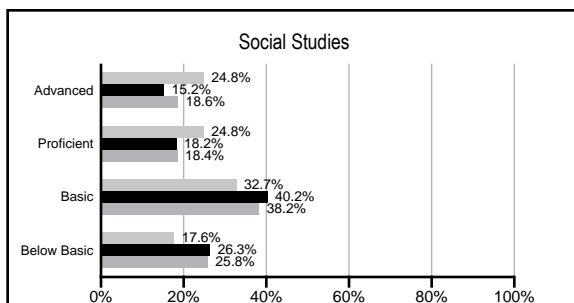
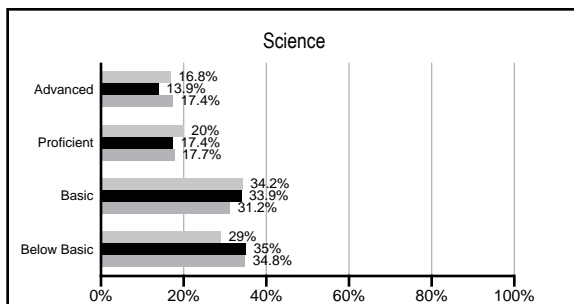
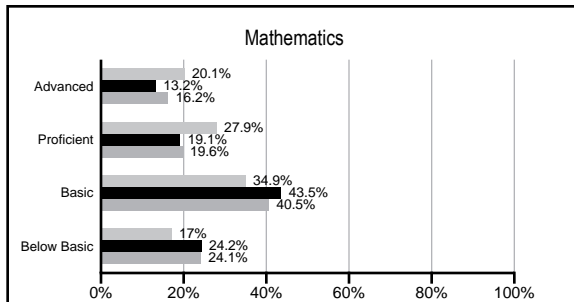
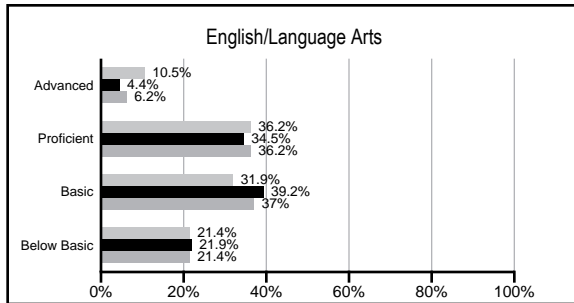
ABSOLUTE RATINGS OF ELEMENTARY SCHOOLS WITH STUDENTS LIKE OURS*

EXCELLENT	GOOD	AVERAGE	BELOW AVERAGE	AT-RISK
0	4	47	36	1

* Ratings are calculated with data available by 02/17/2009. Schools with Students like Ours are Elementary Schools with poverty indices of no more than 5% above or below the index for this school.

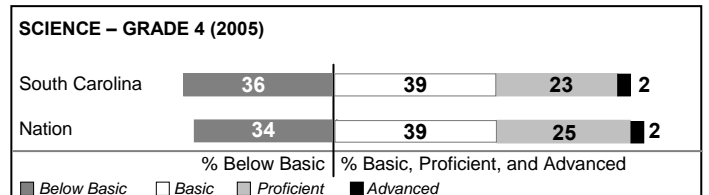
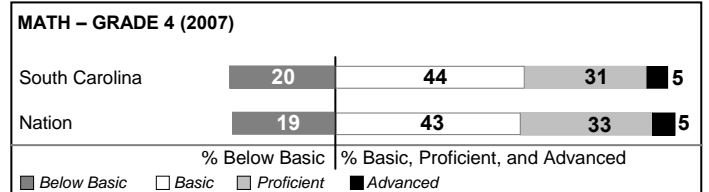
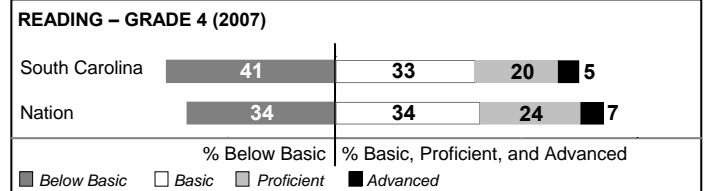
PACT PERFORMANCE

Our School Elementary Schools with Students Like Ours Elementary schools statewide



NAEP PERFORMANCE*

* Performance reported for SC and nation, data not available at school level. Percentages at NAEP Achievement Levels.



SC PERFORMANCE GOAL

2010 Goal:

By 2010, SC's student achievement will be ranked in the top half of the states nationally. To achieve this goal, we must become one of the fastest improving systems in the country.

2020 Goal: TBD

Abbreviations Key

N/A Not Applicable N/AV Not Available NIC Not Collected N/R Not Reported I/S Insufficient Sample TBD To be determined
 NI Newly Identified CSI Continuing School Improvement CA Corrective Action RP Plan to Restructure R Restructure DELAY School Improvement Status HOLD School Improvement Status

Kingston Elementary [Horry]

SCHOOL PROFILE

	Our School	Change from Last Year	Elementary Schools with Students Like Ours	Median Elementary School
Students (n=582)				
Retention rate	2.1%	Up from 0.7%	2.7%	2.3%
Attendance rate	95.6%	Up from 95.4%	96.1%	96.3%
Eligible for gifted and talented	19.8%	No Change	9.1%	10.4%
With disabilities other than speech	11.1%	Up from 7.8%	8.7%	7.5%
Out-of-school suspensions or expulsions for violent &/or criminal offenses	0.7%	Down from 1.1%	0.0%	0.0%
Teachers (n=41)				
Teachers with advanced degrees	43.9%	Up from 39.5%	57.1%	56.7%
Continuing contract teachers	80.5%	Up from 72.1%	80.0%	77.3%
Teachers with emergency or provisional certificates	2.9%	Down from 3.0%	0.0%	0.0%
Teachers returning from previous year	86.6%	Up from 85.0%	87.4%	86.4%
Teacher attendance rate	92.9%	Down from 95.1%	94.8%	94.9%
Average teacher salary	\$45,738	Up 4.3%	\$45,361	\$45,345
Classes not taught by highly qualified teachers	0.0%	Down from 2.1%	0.0%	0.0%
School				
Principal's years at school	9.0	Up from 8.0	4.0	4.0
Student-teacher ratio in core subjects	22.1 to 1	Up from 20.9 to 1	18.5 to 1	18.5 to 1
Prime instructional time	87.6%	Down from 89.7%	89.3%	89.8%
Opportunities in the arts	Good	No Change	Good	Good
SACS accreditation	Yes	No Change	Yes	Yes
Character development program	Good	No Change	Excellent	Excellent
Dollars spent per pupil*	\$8,056	Down 50.7%	\$7,077	\$7,052
Percent of expenditures for instruction*	68.0%	Down from 75.2%	68.8%	69.1%
Percent of expenditures for teacher salaries*	63.5%	Up from 40.9%	64.9%	64.2%
% of AYP objectives met	88.2%		87.5%	85.7%

* Prior year audited financial data available.

EVALUATION RESULTS

	Teachers	Students*	Parents*
Number of surveys returned	43	77	47
Percent satisfied with learning environment	97.7%	82.4%	87.2%
Percent satisfied with social and physical environment	100.0%	75.7%	76.6%
Percent satisfied with school-home relations	97.7%	75.7%	80.9%

*Only students at the highest elementary school grade level at this school and their parents were included.

REPORT OF PRINCIPAL AND SCHOOL IMPROVEMENT COUNCIL

Kingston Elementary is a community-based rural school serving students' child development through fifth grade. Our students are provided challenging and meaningful instruction through the skills of highly qualified teachers. The 2007-2008 school year has been a successful one. Kindergarten students had eighty-five percent of students reading at or above the district goal. First grade ended the year with eighty percent of the students reading at or above the assigned text level. Second grade had seventy-three percent of students reading at or above the assigned text level. Increasing reading comprehension skills in grades three through five was a priority for the year as established by the instructional staff. We continued our efforts to enhance literacy instruction. As a result, teachers participated in professional growth and collaborative planning activities with a focus on content vocabulary development, the use of lexiles, and integration of content material. Students in grades three through five received reading instruction in achievement-level groups. Groups were determined by MAP results, PACT scores, teacher observations, and other performance data. These groups were fluid and flexible in that a student could move to a different group according to academic needs. The performance level of students in mathematics continues to be higher than ELA. To ensure continuous growth, students work in Team time groups for thirty minutes of daily math skills lessons. Additionally, our students participate in monthly writing prompts, integrated use of technology, and after-school tutorial sessions. A summer school program is provided on-site for qualifying students. Title I and local funds continue to support staff development activities for staff members and provide instructional materials for teachers and students.

The staff and school community share the mission to provide all children opportunities to excel in academics and develop positive social behaviors. The PTO works collaboratively with the staff to provide parenting workshops and family activities. School Improvement Council worked to increase the number of volunteers involved in school activities. Through these efforts, each classroom was provided with at least one volunteer to tutor students in academic areas. Community and service-related activities included Jump Rope for Heart, March of Dimes, CAP food drives, and HTC recycling. Fourth grade students received numerous awards for recycling efforts with the Solid Waste Authority. Students enjoyed enrichment of the arts through activities such as Fine Arts Day, May Day Play Day, Bingo for Books, and field day. The families and community members made events such as Grandparents' Day, Muffins for Moms, Doughnuts for Dads, and Real Men Read a tremendous success.

Kingston Elementary parents and staff feel this is a safe school where their children are challenged academically and appreciated personally. We will continue to strive for excellence and work to ensure all students reach their academic potential. Achievements of Kingston Elementary are due to the dedication of its students, school staff, parents, and community. The support of the community at large is appreciated in our quest to provide a quality learning experience for all students.

Mary J. Anderson, Principal

Comprehensive detail, including definitions of rating, performance criteria, and explanations of status, is available on www.ed.sc.gov and www.eoc.sc.gov as well as school and school district websites.

Printed versions are available from school districts upon request.

Abbreviations Key

N/A Not Applicable N/AV Not Available N/C Not Collected N/R Not Reported I/S Insufficient Sample TBD To be determined
 NI Newly Identified CSI Continuing School Improvement CA Corrective Action RP Plan to Restructure R Restructure DELAY School Improvement Status HOLD School Improvement Status