



# SC Annual School Report Card Summary

Homewood Elementary  
Horry

Grades: K-5

Enrollment: 647

Principal: Penny Foye

Superintendent: Dr. Cynthia Elsberry

Board Chair: Will Garland

## PERFORMANCE

Comprehensive detail, including definitions of ratings, performance criteria, and explanations of status, is available on [www.ed.sc.gov](http://www.ed.sc.gov) and [www.eoc.sc.gov](http://www.eoc.sc.gov) as well as school and school district websites. Printed versions are available from school districts upon request.

YEAR	ABSOLUTE RATING	GROWTH RATING	PALMETTO GOLD/SILVER AWARD	AYP STATUS	NCLB IMPROVEMENT STATUS
2008	Below Average	At-Risk	TBD	Not Met	N/A
2007	Average	Below Average	N/A	Met	N/A
2006	Good	Below Average	N/A	Met	N/A

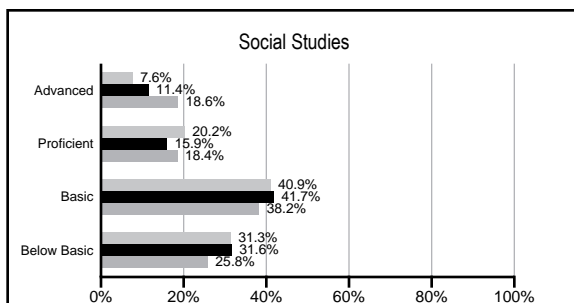
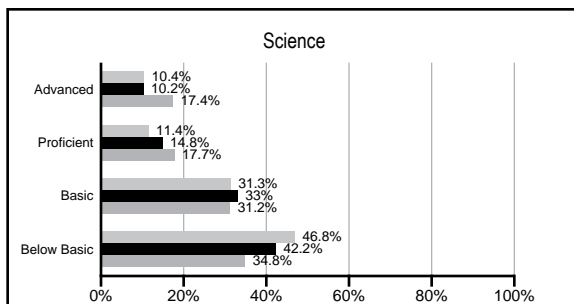
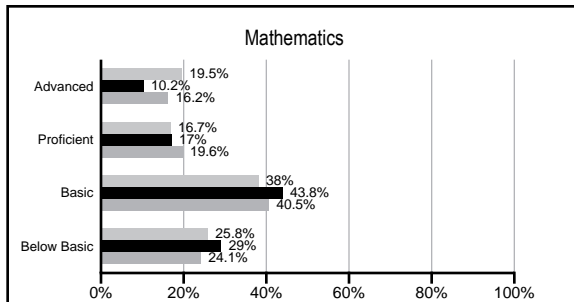
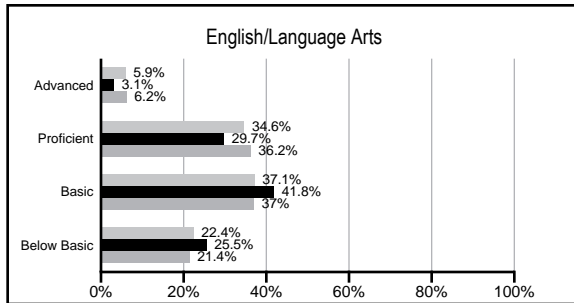
## ABSOLUTE RATINGS OF ELEMENTARY SCHOOLS WITH STUDENTS LIKE OURS\*

EXCELLENT	GOOD	AVERAGE	BELOW AVERAGE	AT-RISK
0	0	23	58	7

\* Ratings are calculated with data available by 02/17/2009. Schools with Students like Ours are Elementary Schools with poverty indices of no more than 5% above or below the index for this school.

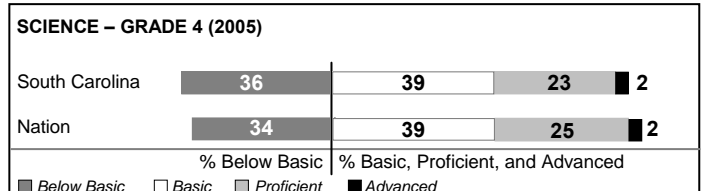

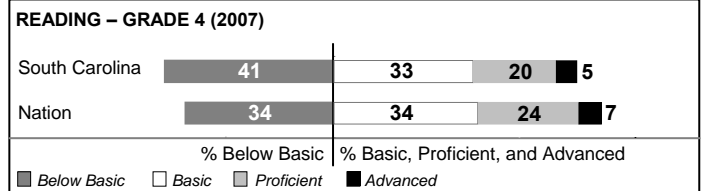
## PACT PERFORMANCE

Our School    Elementary Schools with Students Like Ours    Elementary schools statewide



## NAEP PERFORMANCE\*

\* Performance reported for SC and nation, data not available at school level. Percentages at NAEP Achievement Levels.



## SC PERFORMANCE GOAL

2010 Goal:

*By 2010, SC's student achievement will be ranked in the top half of the states nationally. To achieve this goal, we must become one of the fastest improving systems in the country.*

2020 Goal: TBD

### Abbreviations Key

N/A Not Applicable N/AV Not Available N/C Not Collected N/R Not Reported I/S Insufficient Sample TBD To be determined

NI Newly Identified CSI Continuing School Improvement CA Corrective Action RP Plan to Restructure R Restructure DELAY School Improvement Status HOLD School Improvement Status

# Homewood Elementary [Horry]

## SCHOOL PROFILE

	Our School	Change from Last Year	Elementary Schools with Students Like Ours	Median Elementary School
<b>Students (n=647)</b>				
Retention rate	1.6%	Up from 1.4%	2.8%	2.3%
Attendance rate	95.9%	Up from 95.4%	96.0%	96.3%
Eligible for gifted and talented	13.2%	Down from 15.3%	6.5%	10.4%
With disabilities other than speech	14.2%	Up from 12.5%	9.0%	7.5%
Out-of-school suspensions or expulsions for violent &/or criminal offenses	0.8%	Down from 0.9%	0.0%	0.0%
<b>Teachers (n=53)</b>				
Teachers with advanced degrees	47.2%	Up from 46.0%	54.2%	56.7%
Continuing contract teachers	62.3%	Down from 64.7%	75.7%	77.3%
Teachers with emergency or provisional certificates	2.6%	Down from 7.9%	0.0%	0.0%
Teachers returning from previous year	82.4%	Up from 81.4%	85.6%	86.4%
Teacher attendance rate	94.3%	Down from 94.4%	94.9%	94.9%
Average teacher salary	\$44,096	Up 4.4%	\$44,455	\$45,345
Classes not taught by highly qualified teachers	0.0%	No Change	0.0%	0.0%
<b>School</b>				
Principal's years at school	5.0	Up from 4.0	3.5	4.0
Student-teacher ratio in core subjects	17.0 to 1	Down from 21.8 to 1	18.1 to 1	18.5 to 1
Prime instructional time	89.0%	Up from 88.5%	89.1%	89.8%
Opportunities in the arts	Good	No Change	Good	Good
SACS accreditation	Yes	No Change	Yes	Yes
Character development program	Excellent	No Change	Excellent	Excellent
Dollars spent per pupil*	\$8,041	Up 14.2%	\$7,383	\$7,052
Percent of expenditures for instruction*	67.6%	Down from 71.4%	69.1%	69.1%
Percent of expenditures for teacher salaries*	62.5%	Down from 68.0%	64.0%	64.2%
% of AYP objectives met	76.2%		76.9%	85.7%

\* Prior year audited financial data available.

## EVALUATION RESULTS

	Teachers	Students*	Parents*
Number of surveys returned	36	69	35
Percent satisfied with learning environment	83.3%	92.8%	97.1%
Percent satisfied with social and physical environment	91.4%	87.0%	79.4%
Percent satisfied with school-home relations	77.8%	89.6%	88.2%

\*Only students at the highest elementary school grade level at this school and their parents were included.

## REPORT OF PRINCIPAL AND SCHOOL IMPROVEMENT COUNCIL

This has been an exciting school year at Homewood Elementary School with a focus on reading, math, and technology integration. Our faculty, staff, and community are proud of the progress our students have achieved. We were recently named as a Red Carpet School and recognized for closing the achievement gap.

We continue to soar to new heights of excellence! We are proud to share that 89% of our Kindergarten students ended the year reading at level 3 or higher. Approximately 81.9% of our first grade students were reading at level 16 or higher. We attribute this growth to increased staff development on reading comprehension strategies and progress monitoring.

Our use of Reading Mastery Plus and Corrective Reading programs in our primary and elementary resource and self-contained classrooms help identified students with decoding and comprehension. Other beneficial programs, such as Reading with Meaning, Top Reader's Club, Read Naturally, and Chuck Wagon Bill's Grammar programs, are used as intervention tools with students in grades 1-5 in our computer lab. We use academic tutors to target small group instruction for students who need additional assistance during the school day. In an effort to assist our struggling readers in first grade, a Reading Recovery teacher was hired. We have seen phenomenal reading growth with these students receiving intensive reading instruction.

Our PTO has been instrumental in providing funding for the purchase of 20 Smart Boards for teachers in grades 3-5. Our staff has risen to the challenge to use additional technology, with more than 20 teachers participating in the District sponsored laptop initiative to integrate technology in the curriculum.

Students from Coastal Carolina University served as mentors for 20 fourth and fifth grade students. Many of these students became role models in their grade level as a result of their interaction with their mentors. Our School Improvement Council strongly supports our mentor program. In an effort to meet the diverse needs of our fathers, we have implemented a bi-monthly fathers' workshop (PAPA: "Participating Actively in Parenting is Awe-inspiring"). These engaging hands-on workshops target key issues that men face in educating their child.

In an effort to increase parental involvement at our school, our school hosted a semi-formal dance, with at least 500 parents attending this school-wide family function; hosted a fall Family fitness night event; scheduled a hands-on family curriculum night (with a focus on math), and a spring fling.

We look forward to another successful year at Homewood. We know that with the right attitude, we can only expect to keep soaring to new altitudes!

Penny Foye, Principal  
Frankie Moore, School Improvement Council Chairperson, 2007-2008

Comprehensive detail, including definitions of rating, performance criteria, and explanations of status, is available on [www.ed.sc.gov](http://www.ed.sc.gov) and [www.eoc.sc.gov](http://www.eoc.sc.gov) as well as school and school district websites.

Printed versions are available from school districts upon request.

### Abbreviations Key

N/A Not Applicable N/AV Not Available N/C Not Collected N/R Not Reported I/S Insufficient Sample TBD To be determined  
NI Newly Identified CSI Continuing School Improvement CA Corrective Action RP Plan to Restructure R Restructure DELAY School Improvement Status HOLD School Improvement Status