



SC Annual School Report Card Summary

Green Sea Floyds Elementary
Horry

Grades: PK-5

Enrollment: 631

Principal: Shirley H. Huggins

Superintendent: Dr. Cynthia Elsberry

Board Chair: Will Garland

PERFORMANCE

Comprehensive detail, including definitions of ratings, performance criteria, and explanations of status, is available on www.ed.sc.gov and www.eoc.sc.gov as well as school and school district websites. Printed versions are available from school districts upon request.

YEAR	ABSOLUTE RATING	GROWTH RATING	PALMETTO GOLD/SILVER AWARD	AYP STATUS	NCLB IMPROVEMENT STATUS
2008	Average	Below Average	TBD	Not Met	CSI-HOLD
2007	Average	Average	N/A	Not Met	CSI
2006	Average	Below Average	N/A	Not Met	NI

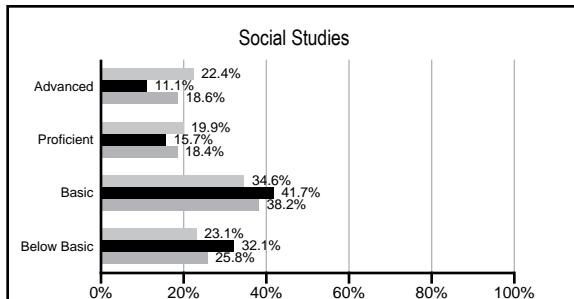
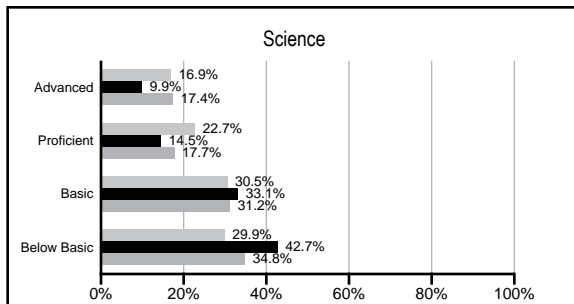
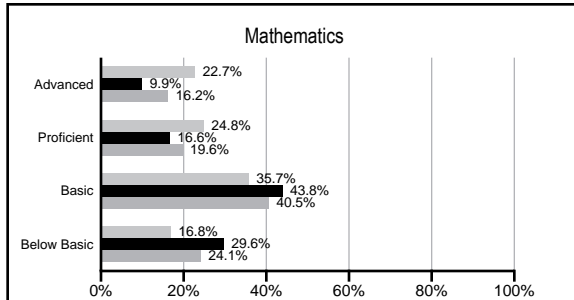
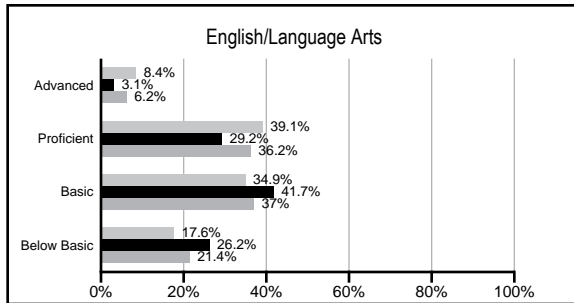
ABSOLUTE RATINGS OF ELEMENTARY SCHOOLS WITH STUDENTS LIKE OURS*

EXCELLENT	GOOD	AVERAGE	BELOW AVERAGE	AT-RISK
0	0	21	62	9

* Ratings are calculated with data available by 02/17/2009. Schools with Students like Ours are Elementary Schools with poverty indices of no more than 5% above or below the index for this school.


PACT PERFORMANCE

Our School Elementary Schools with Students Like Ours Elementary schools statewide



NAEP PERFORMANCE*

* Performance reported for SC and nation, data not available at school level. Percentages at NAEP Achievement Levels.



SC PERFORMANCE GOAL

2010 Goal:

By 2010, SC's student achievement will be ranked in the top half of the states nationally. To achieve this goal, we must become one of the fastest improving systems in the country.

2020 Goal: TBD

Abbreviations Key

N/A Not Applicable N/AV Not Available N/C Not Collected N/R Not Reported I/S Insufficient Sample TBD To be determined
NI Newly Identified CSI Continuing School Improvement CA Corrective Action RP Plan to Restructure R Restructure DELAY School Improvement Status HOLD School Improvement Status

Green Sea Floyds Elementary [Horry]

SCHOOL PROFILE

	Our School	Change from Last Year	Elementary Schools with Students Like Ours	Median Elementary School
Students (n=631)				
Retention rate	2.6%	Up from 1.5%	2.8%	2.3%
Attendance rate	95.5%	Up from 95.4%	96.0%	96.3%
Eligible for gifted and talented	13.4%	Down from 17.1%	6.5%	10.4%
With disabilities other than speech	10.1%	Down from 10.8%	8.9%	7.5%
Out-of-school suspensions or expulsions for violent &/or criminal offenses	1.1%	Up from 0.4%	0.0%	0.0%
Teachers (n=51)				
Teachers with advanced degrees	23.5%	Down from 39.2%	53.8%	56.7%
Continuing contract teachers	56.9%	Down from 72.5%	75.7%	77.3%
Teachers with emergency or provisional certificates	2.7%	Up from 0.0%	0.0%	0.0%
Teachers returning from previous year	83.8%	Down from 90.5%	86.0%	86.4%
Teacher attendance rate	93.5%	Down from 93.9%	94.8%	94.9%
Average teacher salary	\$42,749	Down 4.0%	\$44,455	\$45,345
Classes not taught by highly qualified teachers	1.9%	Down from 7.6%	0.0%	0.0%
School				
Principal's years at school	24.0	Up from 23.0	3.5	4.0
Student-teacher ratio in core subjects	17.0 to 1	Down from 19.6 to 1	18.1 to 1	18.5 to 1
Prime instructional time	85.5%	Down from 88.0%	89.0%	89.8%
Opportunities in the arts	Good	No Change	Good	Good
SACS accreditation	Yes	No Change	Yes	Yes
Character development program	Excellent	Up from Average	Excellent	Excellent
Dollars spent per pupil*	\$8,245	Up 24.8%	\$7,368	\$7,052
Percent of expenditures for instruction*	67.4%	Down from 72.0%	69.1%	69.1%
Percent of expenditures for teacher salaries*	62.3%	Down from 68.9%	63.9%	64.2%
% of AYP objectives met	95.0%		76.9%	85.7%

* Prior year audited financial data available.

EVALUATION RESULTS

	Teachers	Students*	Parents*
Number of surveys returned	51	68	44
Percent satisfied with learning environment	90.0%	79.4%	79.1%
Percent satisfied with social and physical environment	96.0%	79.4%	93.2%
Percent satisfied with school-home relations	70.0%	73.5%	71.4%

*Only students at the highest elementary school grade level at this school and their parents were included.

REPORT OF PRINCIPAL AND SCHOOL IMPROVEMENT COUNCIL

Green Sea Floyds Elementary is honored to share with you our 2008 School Report Card. Our school is on an adventurous journey towards fulfilling the school's mission of providing a rigorous, results-driven curriculum that ensures the academic, social, emotional, and physical development of all students, preparing them to reach their full potential as responsible and productive members of society. We are striving hard to achieve our mission, and the following information will reveal some of our accomplishments in this process to become a premier school.

Each year, our students participate in a math competition on which they have to score 85% mastery. At our Math Celebration, we honored 194 students who earned their math awards. This was an increase from 169 who met their goal the previous year. Reading goals are also established for each grade level, and 72 students met their respective grade level goals. The Super Student Recognition Program recognizes quarterly those students who are doing well academically and are following the 3 R's of Respect, Responsibility, and Relationships. Last year was a record year with an average of 454 students receiving a bronze, silver, or gold award each nine week period.

Another strategy that has moved us forward this year has been our MAP (Measuring Academic Progress) test results. MAP growth goals are established each year for the students in grades first through fifth grade.

Our staff has been involved in professional development and curriculum planning on which all our successes depend. The main focus has been literacy and encouraging students to read nightly for at least 20 minutes. Academic achievement in reading will sky rocket with this one strategy alone. If we are to reach the status of a premier school, we must continue this initiative. Another professional development that has contributed to our results in math is the training provided by a math consultant. Science kits have been utilized effectively by the teachers to teach the state's science standards.

We have offered many workshops to enhance parenting skills which have impacted student achievement. Family Reading Night has been offered for parents to read with their children. The computer labs have provided opportunities for students to improve their math and reading skills. Also, we had 13 fifth grade students participate in the online Pre-Algebra course.

Other businesses, local agencies, and organizations have given additional support to increase student learning. Our PTA has purchased Smartboards, which has made learning more engaging and interactive. Volunteers have been a catalyst for academic improvement. Coastal Carolina University has contributed to our school's progress through providing teacher interns and mentors.

As we focus on becoming a premier school in 2009, we will strive to assure that ALL students become proficient readers through providing learning stations, small learning groups, Compass Learning, and Headsprout. We will equip students with problem-solving skills and teach them to be respectful, responsible, and builders of relationships.

Comprehensive detail, including definitions of rating, performance criteria, and explanations of status, is available on www.ed.sc.gov and www.eoc.sc.gov as well as school and school district websites.

Printed versions are available from school districts upon request.

Abbreviations Key

N/A Not Applicable N/AV Not Available N/C Not Collected N/R Not Reported I/S Insufficient Sample TBD To be determined
 NI Newly Identified CSI Continuing School Improvement CA Corrective Action RP Plan to Restructure R Restructure DELAY School Improvement Status HOLD School Improvement Status