



SC Annual School Report Card Summary

Daisy Elementary

Horry

Grades: PK-5

Enrollment: 569

Principal: Dawn N Brooks

Superintendent: Dr. Cynthia Elsberry

Board Chair: Will Garland

PERFORMANCE

Comprehensive detail, including definitions of ratings, performance criteria, and explanations of status, is available on www.ed.sc.gov and www.eoc.sc.gov as well as school and school district websites. Printed versions are available from school districts upon request.

YEAR	ABSOLUTE RATING	GROWTH RATING	PALMETTO GOLD/SILVER AWARD	AYP STATUS	NCLB IMPROVEMENT STATUS
2008	Average	Below Average	TBD	Not Met	R
2007	Below Average	Below Average	N/A	Not Met	RP
2006	Average	At-Risk	N/A	Not Met	CA

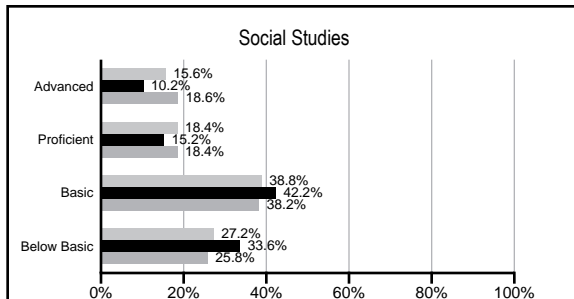
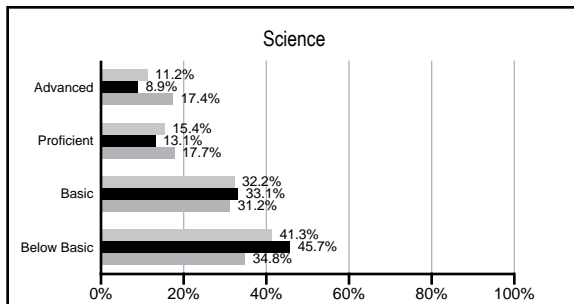
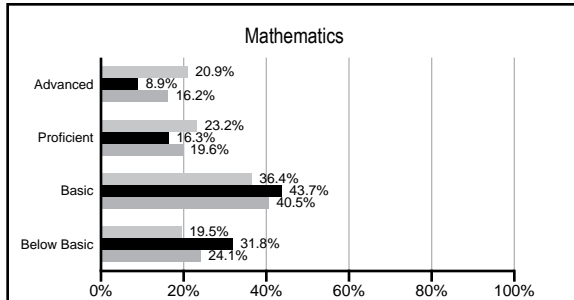
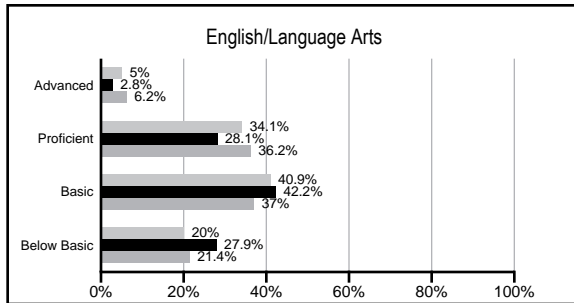
ABSOLUTE RATINGS OF ELEMENTARY SCHOOLS WITH STUDENTS LIKE OURS*

EXCELLENT	GOOD	AVERAGE	BELOW AVERAGE	AT-RISK
0	0	20	63	17

* Ratings are calculated with data available by 02/17/2009. Schools with Students like Ours are Elementary Schools with poverty indices of no more than 5% above or below the index for this school.

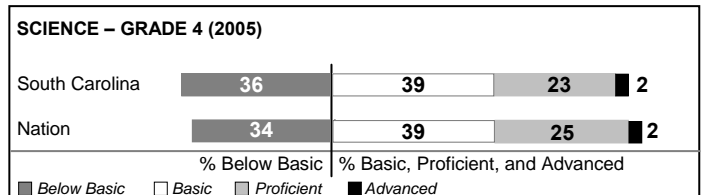

PACT PERFORMANCE

Our School
 Elementary Schools with Students Like Ours
 Elementary schools statewide



NAEP PERFORMANCE*

* Performance reported for SC and nation, data not available at school level. Percentages at NAEP Achievement Levels.



SC PERFORMANCE GOAL

2010 Goal:

By 2010, SC's student achievement will be ranked in the top half of the states nationally. To achieve this goal, we must become one of the fastest improving systems in the country.

2020 Goal: TBD

Abbreviations Key

N/A Not Applicable N/AV Not Available N/C Not Collected N/R Not Reported I/S Insufficient Sample TBD To be determined
 NI Newly Identified CSI Continuing School Improvement CA Corrective Action RP Plan to Restructure R Restructure DELAY School Improvement Status HOLD School Improvement Status

Daisy Elementary [Horry]

SCHOOL PROFILE

	Our School	Change from Last Year	Elementary Schools with Students Like Ours	Median Elementary School
Students (n=569)				
Retention rate	1.6%	Down from 2.7%	2.8%	2.3%
Attendance rate	98.1%	No Change	96.0%	96.3%
Eligible for gifted and talented	11.5%	Down from 12.8%	6.5%	10.4%
With disabilities other than speech	12.0%	Up from 11.3%	8.8%	7.5%
Out-of-school suspensions or expulsions for violent &/or criminal offenses	0.0%	No Change	0.0%	0.0%
Teachers (n=47)				
Teachers with advanced degrees	27.7%	Up from 23.3%	54.0%	56.7%
Continuing contract teachers	55.3%	Down from 65.1%	75.8%	77.3%
Teachers with emergency or provisional certificates	3.2%	Down from 6.3%	0.0%	0.0%
Teachers returning from previous year	84.4%	Up from 81.5%	86.0%	86.4%
Teacher attendance rate	94.3%	Down from 96.9%	94.8%	94.9%
Average teacher salary	\$42,445	Down 2.8%	\$44,455	\$45,345
Classes not taught by highly qualified teachers	0.0%	No Change	0.0%	0.0%
School				
Principal's years at school	4.5	Up from 3.5	3.0	4.0
Student-teacher ratio in core subjects	15.1 to 1	Down from 18.3 to 1	18.2 to 1	18.5 to 1
Prime instructional time	92.2%	Down from 94.6%	89.0%	89.8%
Opportunities in the arts	Good	No Change	Good	Good
SACS accreditation	Yes	No Change	Yes	Yes
Character development program	Excellent	Up from Good	Excellent	Excellent
Dollars spent per pupil*	\$9,842	Up 27.9%	\$7,363	\$7,052
Percent of expenditures for instruction*	67.6%	Down from 71.5%	69.1%	69.1%
Percent of expenditures for teacher salaries*	60.0%	Down from 66.6%	63.9%	64.2%
% of AYP objectives met	94.7%		76.9%	85.7%

* Prior year audited financial data available.

EVALUATION RESULTS

	Teachers	Students*	Parents*
Number of surveys returned	47	76	52
Percent satisfied with learning environment	91.3%	93.4%	86.3%
Percent satisfied with social and physical environment	93.6%	80.3%	92.0%
Percent satisfied with school-home relations	87.2%	87.8%	88.2%

*Only students at the highest elementary school grade level at this school and their parents were included.

REPORT OF PRINCIPAL AND SCHOOL IMPROVEMENT COUNCIL

Daisy Elementary's mission is to ensure that each child receives a personalized, quality education where they are nurtured and challenged by actively engaging in meaningful standards-based teaching and learning in preparation for their future. Through the hard work of our dedicated staff and students, we have continued to ensure success for all students.

The 2007-2008 school year completed our 14th successful year operating on a year-round calendar. Students in grades K-5 received daily, specially planned instruction on their level in English Language Arts and Math. Throughout the school year, Daisy Elementary teachers met weekly to plan and discuss ideas to enhance instruction in the classroom. Measures of Academic Progress (MAP) provided us with another tool to assess children's strengths and weaknesses. Staff also participated in professional development to increase student engagement and technology use in the classrooms. All teachers have been accepted and/or applied to participate in the District's Laptop Initiative, all have access to a SmartBoard in their classroom, all have participated in Everyday Math Training with Kara Johnson, and all teachers as well as assistants are trained in the use of Reading Mastery. All children, kindergarten through 5th grade, participate in Walk to Read, which consists of Reading Mastery and Guided Reading/Stations on their appropriate Reading Mastery level and lexile level.

Students and staff were provided the opportunity to be involved in the community. Students participated in Jump Rope for Heart, HTC Recycling, and Relay for Life.

Approximately 200 students in child development through fifth grade attended Intersession School during the fall, winter, and spring breaks. Approximately 100 students in Grades 3-5 attended Extended Day to strengthen their ELA and Math skills. Eleven fifth grade students participated in a pre-algebra online course. Five teachers obtained their Master's degrees and seven are pursuing National Board Certification.

Daisy Elementary School is committed to reaching our goals and we look forward to working with PTO, School Improvement Council, parents, and teachers to continue to increase parental and community involvement. We are proud of the successes of our students and staff. We invite you to become an integral part of our commitment to excellence.

Dawn N Brooks, Principal
Tyler Caines, School Improvement Chairperson 2007-2008

Comprehensive detail, including definitions of rating, performance criteria, and explanations of status, is available on www.ed.sc.gov and www.eoc.sc.gov as well as school and school district websites.

Printed versions are available from school districts upon request.

Abbreviations Key

N/A Not Applicable N/AV Not Available N/C Not Collected N/R Not Reported I/S Insufficient Sample TBD To be determined
NI Newly Identified CSI Continuing School Improvement CA Corrective Action RP Plan to Restructure R Restructure DELAY School Improvement Status HOLD School Improvement Status