



SC Annual School Report Card Summary

Aynor Elementary
Horry

Grades: PK-5

Enrollment: 674

Principal: Wallace Gasque

Superintendent: Dr. Cynthia Elsberry

Board Chair: Will Garland

PERFORMANCE

Comprehensive detail, including definitions of ratings, performance criteria, and explanations of status, is available on www.ed.sc.gov and www.eoc.sc.gov as well as school and school district websites. Printed versions are available from school districts upon request.

YEAR	ABSOLUTE RATING	GROWTH RATING	PALMETTO GOLD/SILVER AWARD	AYP STATUS	NCLB IMPROVEMENT STATUS
2008	Good	At-Risk	TBD	Not Met	N/A
2007	Good	Below Average	Silver	Met	N/A
2006	Good	Good	N/A	Met	N/A

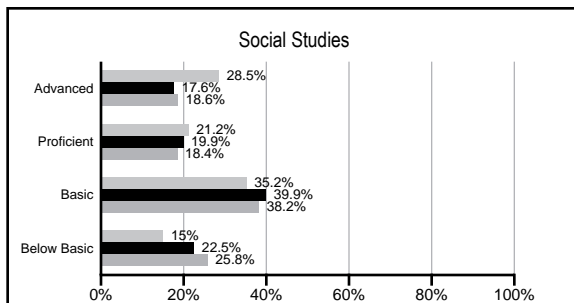
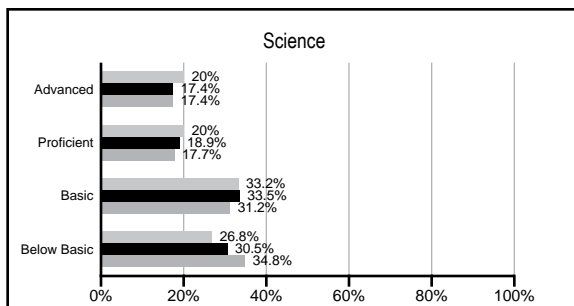
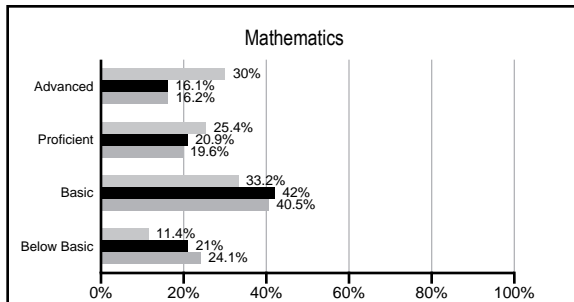
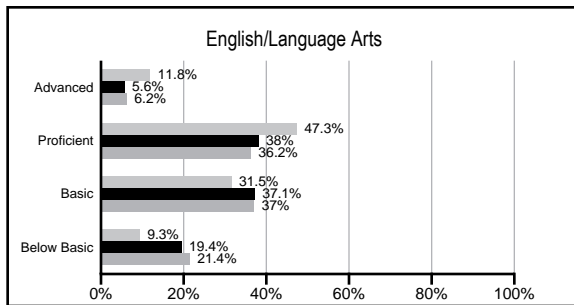
ABSOLUTE RATINGS OF ELEMENTARY SCHOOLS WITH STUDENTS LIKE OURS*

EXCELLENT	GOOD	AVERAGE	BELOW AVERAGE	AT-RISK
0	8	69	15	1

* Ratings are calculated with data available by 02/17/2009. Schools with Students like Ours are Elementary Schools with poverty indices of no more than 5% above or below the index for this school.

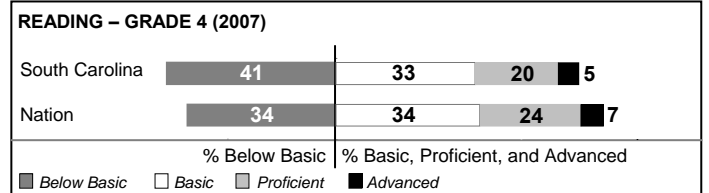
PACT PERFORMANCE

Our School Elementary Schools with Students Like Ours Elementary schools statewide



NAEP PERFORMANCE*

* Performance reported for SC and nation, data not available at school level. Percentages at NAEP Achievement Levels.



SC PERFORMANCE GOAL

2010 Goal:

By 2010, SC's student achievement will be ranked in the top half of the states nationally. To achieve this goal, we must become one of the fastest improving systems in the country.

2020 Goal: TBD

Abbreviations Key

N/A Not Applicable N/AV Not Available N/C Not Collected N/R Not Reported I/S Insufficient Sample TBD To be determined
NI Newly Identified CSI Continuing School Improvement CA Corrective Action RP Plan to Restructure R Restructure DELAY School Improvement Status HOLD School Improvement Status

Aynor Elementary [Horry]

SCHOOL PROFILE

	Our School	Change from Last Year	Elementary Schools with Students Like Ours	Median Elementary School
Students (n=674)				
Retention rate	3.0%	Up from 1.2%	2.3%	2.3%
Attendance rate	95.9%	Down from 96.8%	96.3%	96.3%
Eligible for gifted and talented	16.7%	Down from 26.0%	10.9%	10.4%
With disabilities other than speech	8.5%	Up from 6.4%	8.4%	7.5%
Out-of-school suspensions or expulsions for violent &/or criminal offenses	0.1%	Up from 0.0%	0.0%	0.0%
Teachers (n=43)				
Teachers with advanced degrees	48.8%	Up from 38.6%	56.5%	56.7%
Continuing contract teachers	86.0%	Up from 81.8%	80.0%	77.3%
Teachers with emergency or provisional certificates	0.0%	Down from 2.6%	0.0%	0.0%
Teachers returning from previous year	90.4%	Up from 86.2%	87.8%	86.4%
Teacher attendance rate	94.1%	Down from 95.8%	95.0%	94.9%
Average teacher salary	\$49,135	Up 2.7%	\$45,036	\$45,345
Classes not taught by highly qualified teachers	0.0%	No Change	0.0%	0.0%
School				
Principal's years at school	2.0	Up from 1.0	4.0	4.0
Student-teacher ratio in core subjects	19.5 to 1	Down from 23.1 to 1	18.6 to 1	18.5 to 1
Prime instructional time	88.6%	Down from 91.6%	89.8%	89.8%
Opportunities in the arts	Good	No Change	Good	Good
SACS accreditation	Yes	No Change	Yes	Yes
Character development program	Average	No Change	Excellent	Excellent
Dollars spent per pupil*	\$8,355	Up 19.6%	\$6,746	\$7,052
Percent of expenditures for instruction*	68.9%	Down from 73.8%	68.9%	69.1%
Percent of expenditures for teacher salaries*	63.3%	Down from 68.1%	65.0%	64.2%
% of AYP objectives met	94.1%		88.2%	85.7%

* Prior year audited financial data available.

EVALUATION RESULTS

	Teachers	Students*	Parents*
Number of surveys returned	44	79	53
Percent satisfied with learning environment	100.0%	96.2%	98.1%
Percent satisfied with social and physical environment	100.0%	94.9%	94.3%
Percent satisfied with school-home relations	100.0%	98.7%	88.5%

*Only students at the highest elementary school grade level at this school and their parents were included.

REPORT OF PRINCIPAL AND SCHOOL IMPROVEMENT COUNCIL

During the 2007-2008 school year, the Aynor Elementary School students and staff delivered an outstanding performance. In order to continue our progress and raise our improvement rating, we utilized MAP testing and DesCarte. During the reading block, students were grouped by achievement according to the results of the MAP assessment. Our students have excelled, and we anticipate a marked improvement in the upcoming year.

In order to accommodate our continued needs in the area of English/language arts, we provided staff development in guided reading and writing. We hired two retired teachers to tutor small groups of students in reading. A reading specialist was employed to provide intensive one-on-one tutoring for identified students in first grade.

Our music program flourished, offering students steel drum band, African drum band, recorder, chorus, and regular music education. We are very proud of the wonderful opportunities offered to our community through our music program.

Two full-time curriculum specialists were available to work with teachers on designing standards-based curriculum and assessments that would raise the level of instruction for all students and to also work with small groups of students in the areas of reading and math. After-school tutorial classes were offered to students in grades 3-5 who scored Below Basic on PACT. Select students scoring in the higher categories participated in an online algebra course.

Our school theme, In Every Thought and Action Think Excellence, exemplifies the positive attitude and spirit of the Aynor community and our commitment to providing a quality education for all students.

Wallace Gasque, Principal
Tony Godsey, School Improvement Council Chair 2007-2008

Comprehensive detail, including definitions of rating, performance criteria, and explanations of status, is available on www.ed.sc.gov and www.eoc.sc.gov as well as school and school district websites.

Printed versions are available from school districts upon request.

Abbreviations Key

N/A Not Applicable N/AV Not Available N/C Not Collected N/R Not Reported I/S Insufficient Sample TBD To be determined
NI Newly Identified CSI Continuing School Improvement CA Corrective Action RP Plan to Restructure R Restructure DELAY School Improvement Status HOLD School Improvement Status