



# SC Annual School Report Card Summary

**Estill Elementary  
Hampton 2**  
**Grades: PK-5** Enrollment: 539  
**Principal: Ron O. Youmans**  
**Superintendent: Dr. Kenneth Gardner**  
**Board Chair: Reverend Benjamin Burison, Jr.**

## PERFORMANCE

Comprehensive detail, including definitions of ratings, performance criteria, and explanations of status, is available on [www.ed.sc.gov](http://www.ed.sc.gov) and [www.eoc.sc.gov](http://www.eoc.sc.gov) as well as school and school district websites. Printed versions are available from school districts upon request.

YEAR	ABSOLUTE RATING	GROWTH RATING	PALMETTO GOLD/SILVER AWARD	AYP STATUS	NCLB IMPROVEMENT STATUS
2008	At-Risk	At-Risk	TBD	Not Met	CSI
2007	At-Risk	At-Risk	N/A	Not Met	NI
2006	Below Average	At-Risk	N/A	Not Met	N/A

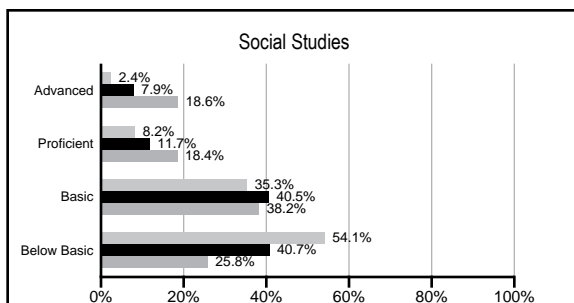
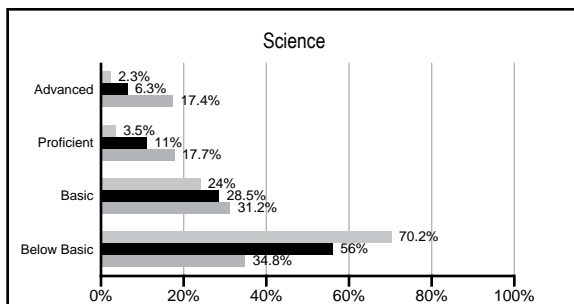
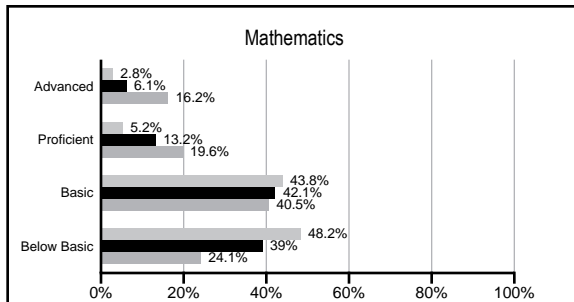
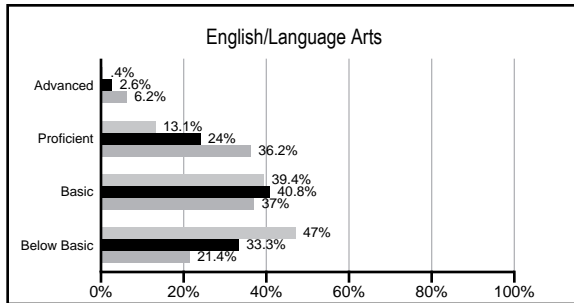
## ABSOLUTE RATINGS OF ELEMENTARY SCHOOLS WITH STUDENTS LIKE OURS\*

EXCELLENT	GOOD	AVERAGE	BELOW AVERAGE	AT-RISK
0	4	4	36	54

\* Ratings are calculated with data available by 02/17/2009. Schools with Students like Ours are Elementary Schools with poverty indices of no more than 5% above or below the index for this school.


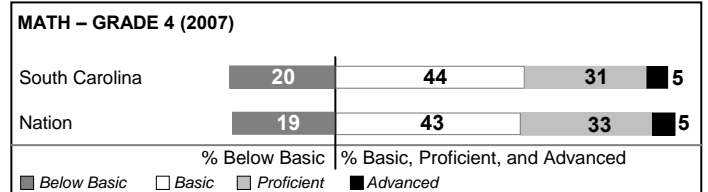
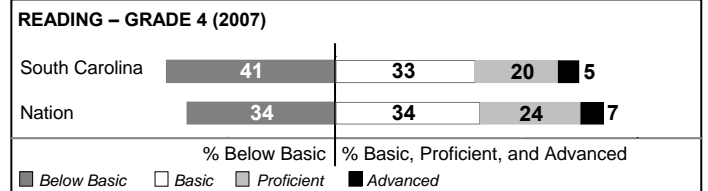
## PACT PERFORMANCE

Our School
  Elementary Schools with Students Like Ours
  Elementary schools statewide



## NAEP PERFORMANCE\*

\* Performance reported for SC and nation, data not available at school level. Percentages at NAEP Achievement Levels.



## SC PERFORMANCE GOAL

2010 Goal:

*By 2010, SC's student achievement will be ranked in the top half of the states nationally. To achieve this goal, we must become one of the fastest improving systems in the country.*

2020 Goal: TBD

### Abbreviations Key

N/A Not Applicable N/AV Not Available N/C Not Collected N/R Not Reported I/S Insufficient Sample TBD To be determined  
 NI Newly Identified CSI Continuing School Improvement CA Corrective Action RP Plan to Restructure R Restructure DELAY School Improvement Status HOLD School Improvement Status

# Estill Elementary [Hampton 2]

## SCHOOL PROFILE

	Our School	Change from Last Year	Elementary Schools with Students Like Ours	Median Elementary School
<b>Students (n=539)</b>				
Retention rate	6.2%	Up from 6.1%	3.1%	2.3%
Attendance rate	96.3%	Up from 95.9%	96.0%	96.3%
Eligible for gifted and talented	0.4%	Down from 1.5%	2.8%	10.4%
With disabilities other than speech	5.7%	Down from 8.1%	7.8%	7.5%
Out-of-school suspensions or expulsions for violent &/or criminal offenses	0.0%	No Change	0.0%	0.0%
<b>Teachers (n=41)</b>				
Teachers with advanced degrees	46.3%	Down from 51.3%	53.7%	56.7%
Continuing contract teachers	61.0%	Down from 61.5%	68.9%	77.3%
Teachers with emergency or provisional certificates	3.6%	Up from 0.0%	0.0%	0.0%
Teachers returning from previous year	79.5%	Down from 80.3%	82.7%	86.4%
Teacher attendance rate	99.1%	Up from 92.4%	95.0%	94.9%
Average teacher salary	\$40,597	Down 5.0%	\$43,799	\$45,345
Classes not taught by highly qualified teachers	2.7%	Down from 16.6%	1.2%	0.0%
<b>School</b>				
Principal's years at school	1.0	Up from 0.1	3.0	4.0
Student-teacher ratio in core subjects	23.8 to 1	Up from 13.8 to 1	16.5 to 1	18.5 to 1
Prime instructional time	91.5%	Up from 81.5%	89.4%	89.8%
Opportunities in the arts	Good	No Change	Good	Good
SACS accreditation	Yes	No Change	Yes	Yes
Character development program	Good	Down from Excellent	Excellent	Excellent
Dollars spent per pupil*	\$7,286	Down 0.8%	\$8,206	\$7,052
Percent of expenditures for instruction*	64.1%	Up from 63.0%	68.5%	69.1%
Percent of expenditures for teacher salaries*	59.7%	Up from 59.0%	60.7%	64.2%
% of AYP objectives met	52.9%		69.2%	85.7%

\* Prior year audited financial data available.

## EVALUATION RESULTS

	Teachers	Students*	Parents*
Number of surveys returned	43	72	23
Percent satisfied with learning environment	73.8%	71.4%	68.2%
Percent satisfied with social and physical environment	86.0%	70.6%	68.2%
Percent satisfied with school-home relations	52.4%	76.1%	77.3%

\*Only students at the highest elementary school grade level at this school and their parents were included.

## REPORT OF PRINCIPAL AND SCHOOL IMPROVEMENT COUNCIL

The mission of Estill Elementary School is to create an environment that gives all children the opportunity to achieve their fullest potential in order to become productive and responsible citizens. In grades kindergarten through fifth, our teachers use the results of the Dominie Assessment to make instructional decisions to help our students reach their highest potential and ensure success. In grades two through five, our teachers focus on the strengths and weaknesses of each child and plan individual learning opportunities through the use of Measures of Academic Progress (MAP).

A full-time Math/Science/Technology Coach (C2T2) works beside our teachers training and implementing best practices in science while enhancing the teaching of science process skills. Our two curriculum coordinators work closely with the C2T2 Coach and teachers to implement balanced literacy and encourage the use of hands-on instruction to enhance the Everyday Math curriculum. Students received weekly instruction in art, music, physical education, technology, and media. EES continues to emphasize character development for every child. Our students also participated in several service projects, such as Pennies for Patients, Care Packages sent to U. S. troops, collecting food items for a local food bank, and collecting over \$6,000 for Relay for Life in under three weeks.

Our PTA, as well as community members and businesses, provides unlimited support for EES. Local businesses generously donate money, items, and time to ensure the continued success of our school. Money was donated to purchase equipment for an arts after school program, bicycles for our top performing fifth grade students, savings bonds for our state identified gifted and talented students, and books for the media center and literacy library. SCE&G funded the cost of transportation and food for all third through fifth grade students to attend the South Carolina After School Alliance Youth Conference held two hours away in Columbia. SCE&G continues to fund our after school homework and enrichment center. Through the collaborative commitment and dedication of this community, our students will continue to experience success! Thank you for your support and for sharing the responsibility of the accomplishments of our students, our school, and our community.

Don D. Doggett, Principal and Patricia Strong-Young, SIC Chairperson

Comprehensive detail, including definitions of rating, performance criteria, and explanations of status, is available on [www.ed.sc.gov](http://www.ed.sc.gov) and [www.eoc.sc.gov](http://www.eoc.sc.gov) as well as school and school district websites.

Printed versions are available from school districts upon request.

### Abbreviations Key

N/A Not Applicable N/AV Not Available N/C Not Collected N/R Not Reported I/S Insufficient Sample TBD To be determined  
 NI Newly Identified CSI Continuing School Improvement CA Corrective Action RP Plan to Restructure R Restructure DELAY School Improvement Status HOLD School Improvement Status