



SC Annual School Report Card Summary

Ninety Six Elementary Greenwood 52
Grades: 3-5 Enrollment: 372
Principal: Jane T. Calhoun
Superintendent: Dr. Dan W. Powell
Board Chair: Mr. Sam Corley

PERFORMANCE

Comprehensive detail, including definitions of ratings, performance criteria, and explanations of status, is available on www.ed.sc.gov and www.eoc.sc.gov as well as school and school district websites. Printed versions are available from school districts upon request.

YEAR	ABSOLUTE RATING	GROWTH RATING	PALMETTO GOLD/SILVER AWARD	AYP STATUS	NCLB IMPROVEMENT STATUS
2008	Average	At-Risk	TBD	Not Met	N/A
2007	Good	Below Average	Silver	Met	N/A
2006	Good	Average	N/A	Met	N/A

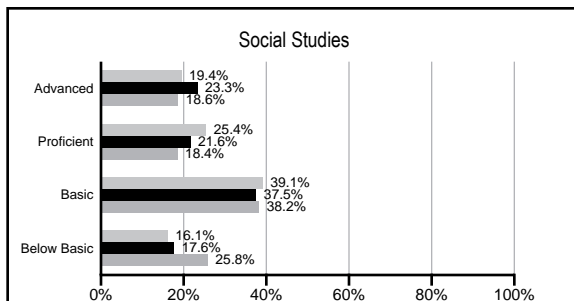
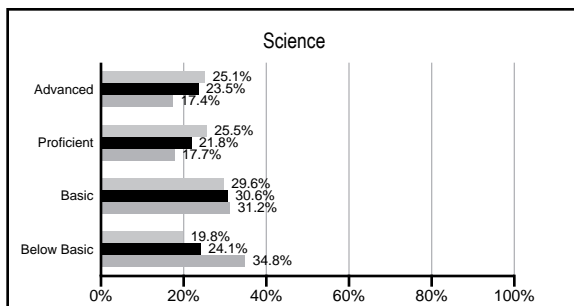
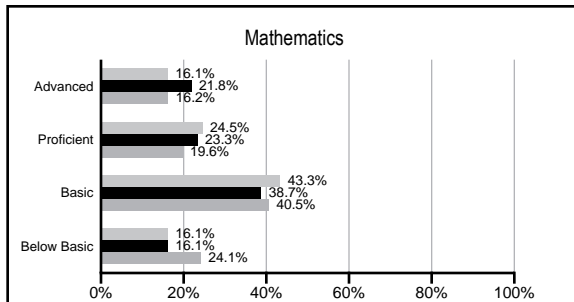
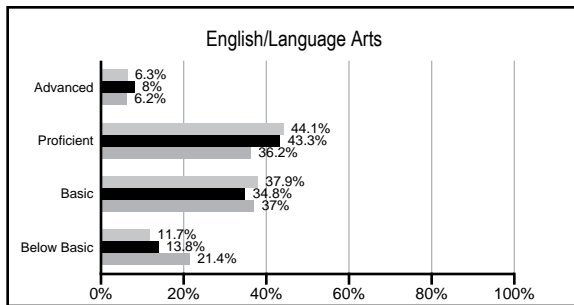
ABSOLUTE RATINGS OF ELEMENTARY SCHOOLS WITH STUDENTS LIKE OURS*

EXCELLENT	GOOD	AVERAGE	BELOW AVERAGE	AT-RISK
2	34	53	3	0

* Ratings are calculated with data available by 02/17/2009. Schools with Students like Ours are Elementary Schools with poverty indices of no more than 5% above or below the index for this school.


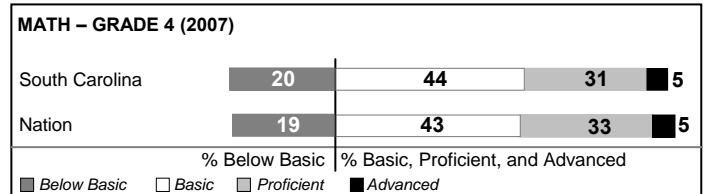

PACT PERFORMANCE

Our School
 Elementary Schools with Students Like Ours
 Elementary schools statewide



NAEP PERFORMANCE*

* Performance reported for SC and nation, data not available at school level. Percentages at NAEP Achievement Levels.



SC PERFORMANCE GOAL

2010 Goal:
By 2010, SC's student achievement will be ranked in the top half of the states nationally. To achieve this goal, we must become one of the fastest improving systems in the country.

2020 Goal: TBD

Abbreviations Key

N/A Not Applicable N/AV Not Available N/C Not Collected N/R Not Reported I/S Insufficient Sample TBD To be determined
 NI Newly Identified CSI Continuing School Improvement CA Corrective Action RP Plan to Restructure R Restructure DELAY School Improvement Status HOLD School Improvement Status

Ninety Six Elementary [Greenwood 52]

SCHOOL PROFILE

	Our School	Change from Last Year	Elementary Schools with Students Like Ours	Median Elementary School
Students (n=372)				
Retention rate	0.5%	No Change	2.1%	2.3%
Attendance rate	97.3%	Up from 96.9%	96.4%	96.3%
Eligible for gifted and talented	17.0%	Up from 16.6%	14.0%	10.4%
With disabilities other than speech	5.6%	Up from 5.0%	7.0%	7.5%
Out-of-school suspensions or expulsions for violent &/or criminal offenses	0.0%	No Change	0.0%	0.0%
Teachers (n=23)				
Teachers with advanced degrees	69.6%	Up from 60.9%	56.1%	56.7%
Continuing contract teachers	91.3%	No Change	78.9%	77.3%
Teachers with emergency or provisional certificates	0.0%	No Change	0.0%	0.0%
Teachers returning from previous year	90.6%	Up from 87.4%	89.0%	86.4%
Teacher attendance rate	94.9%	Up from 94.4%	94.9%	94.9%
Average teacher salary	\$45,998	Up 2.1%	\$45,891	\$45,345
Classes not taught by highly qualified teachers	0.0%	No Change	0.0%	0.0%
School				
Principal's years at school	8.0	Up from 0.1	5.0	4.0
Student-teacher ratio in core subjects	20.1 to 1	Down from 20.8 to 1	19.3 to 1	18.5 to 1
Prime instructional time	90.9%	Up from 89.4%	90.2%	89.8%
Opportunities in the arts	Good	No Change	Good	Good
SACS accreditation	Yes	No Change	Yes	Yes
Character development program	Good	Down from Excellent	Excellent	Excellent
Dollars spent per pupil*	\$6,243	Down 4.6%	\$6,395	\$7,052
Percent of expenditures for instruction*	66.5%	Down from 67.5%	69.8%	69.1%
Percent of expenditures for teacher salaries*	57.9%	Up from 47.0%	65.5%	64.2%
% of AYP objectives met	94.1%		92.3%	85.7%

* Prior year audited financial data available.

EVALUATION RESULTS

	Teachers	Students*	Parents*
Number of surveys returned	25	116	112
Percent satisfied with learning environment	100.0%	86.1%	91.1%
Percent satisfied with social and physical environment	100.0%	90.5%	85.6%
Percent satisfied with school-home relations	100.0%	94.8%	75.5%

*Only students at the highest elementary school grade level at this school and their parents were included.

REPORT OF PRINCIPAL AND SCHOOL IMPROVEMENT COUNCIL

The 2007-2008 school year found the students and staff of Ninety Six Elementary School "Sailing the Seas to Success." Our voyage began with homeroom captains setting academic and behavior goals for the year with their crew. The course was charted for success, and our adventure began! In April, 2008, we were recognized by the SC Education Oversight Committee as one of 141 out of 920 elementary and middle schools in South Carolina "Closing the Achievement Gap" on PACT. The journey was indeed successful!

Our staff increased slightly with the addition of two full-time instructional assistants, one in Fitness/Spanish and another in Special Education. We continued providing additional support through our Student Support Team, nearly doubling the number served from the previous year. The certified staff focused on literacy across subject areas and continued implementing Math Out of the Box at all grade levels. Inquiry-based science and standards-based social studies instruction enhanced learning in those academic areas.

We had 100% participation in the Governor's Reading Honor Roll Program, and our students surpassed goals set in the Accelerated Reader Program. During the year, every classroom was equipped with a Promethean Board and every teacher received a laptop and ActiveSlate to enhance instructional delivery. Our Title 1 "Family Fun Night" was a huge success with activities focused on all academic areas.

Character education was promoted through classroom instruction, guidance activities, and the Chick-fil-A Core Essentials Program. The "Sailors of the Month" were recognized for exhibiting exemplary behavior and character. Students were encouraged to participate in the annual "Jump Rope for Heart" event and actually collected over \$6,000.00. The "crew" of Ninety Six Elementary School continues to provide quality instruction to each "sailor" on board. Our commitment to teach academics, citizenship, and character education is purposeful, meaningful, and intended to enable all children to "Sail the Seas to Success".

Jane T. Calhoun, Principal
Cheryl Reynolds, SIC Chair

Comprehensive detail, including definitions of rating, performance criteria, and explanations of status, is available on www.ed.sc.gov and www.eoc.sc.gov as well as school and school district websites.

Printed versions are available from school districts upon request.

Abbreviations Key

N/A Not Applicable N/AV Not Available N/C Not Collected N/R Not Reported I/S Insufficient Sample TBD To be determined

NI Newly Identified CSI Continuing School Improvement CA Corrective Action RP Plan to Restructure R Restructure DELAY School Improvement Status HOLD School Improvement Status