



SC Annual School Report Card Summary

Ware Shoals Primary
 Greenwood 51
 Grades: PK-3 Enrollment: 338
 Principal: Frank Cason
 Superintendent: Fay S. Sprouse
 Board Chair: Jack Sullivan

PERFORMANCE

Comprehensive detail, including definitions of ratings, performance criteria, and explanations of status, is available on www.ed.sc.gov and www.eoc.sc.gov as well as school and school district websites. Printed versions are available from school districts upon request.

YEAR	ABSOLUTE RATING	GROWTH RATING	PALMETTO GOLD/SILVER AWARD	AYP STATUS	NCLB IMPROVEMENT STATUS
2008	Average	Good	TBD	Met	N/A
2007	Average	At-Risk	Gold	Not Met	N/A
2006	Average	Excellent	Silver	Met	N/A

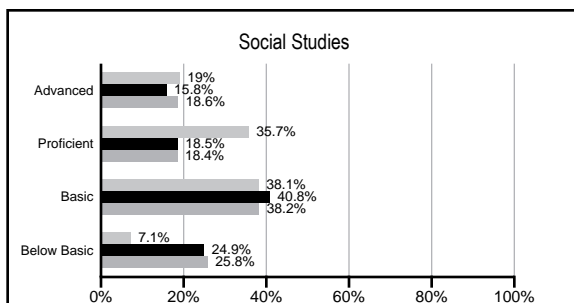
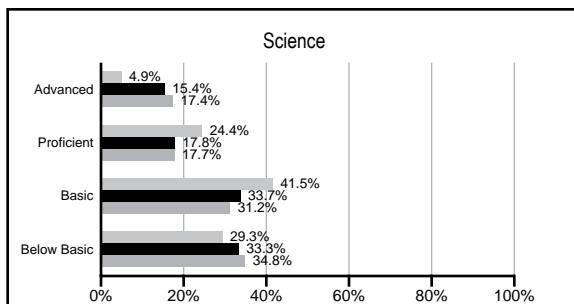
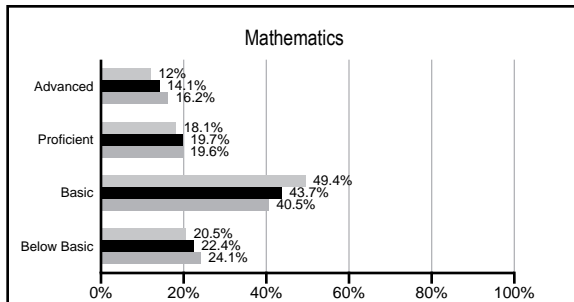
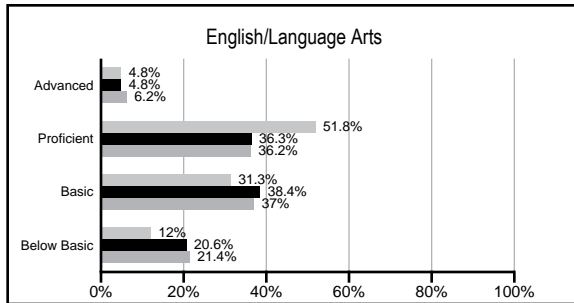
ABSOLUTE RATINGS OF ELEMENTARY SCHOOLS WITH STUDENTS LIKE OURS*

EXCELLENT	GOOD	AVERAGE	BELOW AVERAGE	AT-RISK
0	7	52	28	1

* Ratings are calculated with data available by 02/17/2009. Schools with Students like Ours are Elementary Schools with poverty indices of no more than 5% above or below the index for this school.

PACT PERFORMANCE

Our School
 Elementary Schools with Students Like Ours
 Elementary schools statewide



NAEP PERFORMANCE*

* Performance reported for SC and nation, data not available at school level. Percentages at NAEP Achievement Levels.



SC PERFORMANCE GOAL

2010 Goal:

By 2010, SC's student achievement will be ranked in the top half of the states nationally. To achieve this goal, we must become one of the fastest improving systems in the country.

2020 Goal: TBD

Abbreviations Key

N/A Not Applicable N/AV Not Available NIC Not Collected N/R Not Reported I/S Insufficient Sample TBD To be determined
 NI Newly Identified CSI Continuing School Improvement CA Corrective Action RP Plan to Restructure R Restructure DELAY School Improvement Status HOLD School Improvement Status

Ware Shoals Primary [Greenwood 51]

SCHOOL PROFILE

	Our School	Change from Last Year	Elementary Schools with Students Like Ours	Median Elementary School
Students (n=338)				
Retention rate	3.6%	Down from 3.9%	2.9%	2.3%
Attendance rate	96.2%	Up from 96.1%	96.1%	96.3%
Eligible for gifted and talented	7.7%	Up from 5.4%	9.2%	10.4%
With disabilities other than speech	9.9%	Up from 9.2%	8.9%	7.5%
Out-of-school suspensions or expulsions for violent &/or criminal offenses	0.3%	Down from 7.8%	0.0%	0.0%
Teachers (n=27)				
Teachers with advanced degrees	55.6%	Up from 55.2%	57.6%	56.7%
Continuing contract teachers	74.1%	Up from 62.1%	80.0%	77.3%
Teachers with emergency or provisional certificates	0.0%	No Change	0.0%	0.0%
Teachers returning from previous year	88.3%	Up from 86.8%	87.0%	86.4%
Teacher attendance rate	95.8%	Up from 95.4%	94.7%	94.9%
Average teacher salary	\$39,685	Up 3.5%	\$45,361	\$45,345
Classes not taught by highly qualified teachers	0.0%	No Change	0.0%	0.0%
School				
Principal's years at school	0.0	Down from 3.0	4.0	4.0
Student-teacher ratio in core subjects	15.9 to 1	Up from 12.3 to 1	18.6 to 1	18.5 to 1
Prime instructional time	90.7%	Up from 90.1%	89.3%	89.8%
Opportunities in the arts	Fair	Down from Good	Good	Good
SACS accreditation	No	No Change	Yes	Yes
Character development program	Good	Down from Excellent	Excellent	Excellent
Dollars spent per pupil*	\$7,875	Up 11.5%	\$6,949	\$7,052
Percent of expenditures for instruction*	63.0%	Down from 63.6%	68.8%	69.1%
Percent of expenditures for teacher salaries*	57.7%	Down from 59.0%	64.6%	64.2%
% of AYP objectives met	100.0%		85.7%	85.7%

* Prior year audited financial data available.

REPORT OF PRINCIPAL AND SCHOOL IMPROVEMENT COUNCIL

Ware Shoals Primary is a Title 1 school with approximately 370 students in a rural community. Our mission is to provide high quality educational experiences in a nurturing environment and to encourage successful, responsible, and productive citizenship.

This past school year was very busy and exciting. Students have been involved in a variety of programs including Accelerated Reader, Spelling Bee, and 100 Books Club. We have also enhanced the curriculum with an after school program, Learn Star, Compass Learning Odyssey, Thomas White Fitness Grant, and student intervention classes. The MAP program and classroom assessments are also used to help teachers evaluate progress and identify needs.

Our community has been active in our school assisting with class trips, Career Week presenters, the Fall Festival, and Spring Fling. Presently around 50 community members are on our campus each week to work with our students in the HOSTS (Helping One Student to Succeed) program. Our PTA and School Improvement Council provide valued input to our school.

We are very fortunate to have a very dedicated faculty and staff. Teachers have been involved in a variety of staff development activities covering all of the areas of the curriculum. One special note, Mrs. Jana Davis, our media specialist, was selected Teacher of the Year for Greenwood District 51.

W. Frank Cason, Principal
Nancy Thompson, SIC Chair

EVALUATION RESULTS

	Teachers	Students*	Parents*
Number of surveys returned	27	87	49
Percent satisfied with learning environment	85.2%	80.5%	83.7%
Percent satisfied with social and physical environment	77.8%	85.1%	93.8%
Percent satisfied with school-home relations	88.9%	86.2%	85.7%

*Only students at the highest elementary school grade level at this school and their parents were included.

Comprehensive detail, including definitions of rating, performance criteria, and explanations of status, is available on www.ed.sc.gov and www.eoc.sc.gov as well as school and school district websites.

Printed versions are available from school districts upon request.

Abbreviations Key

N/A Not Applicable N/AV Not Available N/C Not Collected N/R Not Reported I/S Insufficient Sample TBD To be determined
NI Newly Identified CSI Continuing School Improvement CA Corrective Action RP Plan to Restructure R Restructure DELAY School Improvement Status HOLD School Improvement Status