



# SC Annual School Report Card Summary

Springfield Elementary  
 Greenwood 50  
 Grades: PK-5 Enrollment: 595  
 Principal: Bonnie R. Corbitt  
 Superintendent: Dr. Darrell Johnson  
 Board Chair: Debrah Miller

## PERFORMANCE

Comprehensive detail, including definitions of ratings, performance criteria, and explanations of status, is available on [www.ed.sc.gov](http://www.ed.sc.gov) and [www.eoc.sc.gov](http://www.eoc.sc.gov) as well as school and school district websites. Printed versions are available from school districts upon request.

YEAR	ABSOLUTE RATING	GROWTH RATING	PALMETTO GOLD/SILVER AWARD	AYP STATUS	NCLB IMPROVEMENT STATUS
2008	Average	Below Average	TBD	Not Met	N/A
2007	Average	Excellent	Silver	Met	N/A
2006	Average	Average	N/A	Met	N/A

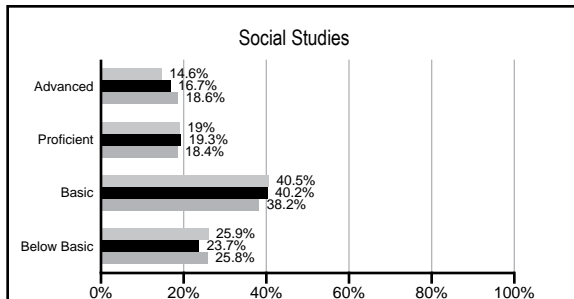
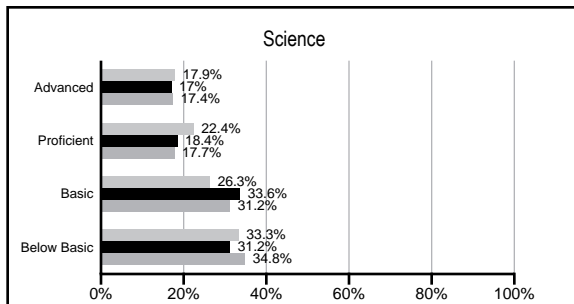
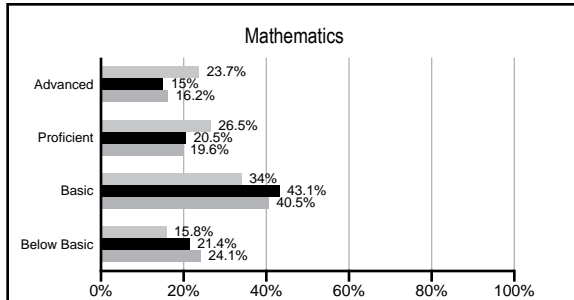
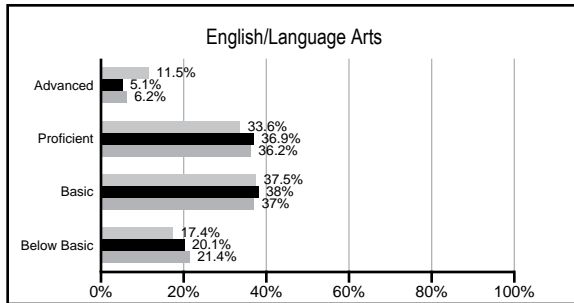
## ABSOLUTE RATINGS OF ELEMENTARY SCHOOLS WITH STUDENTS LIKE OURS\*

EXCELLENT	GOOD	AVERAGE	BELOW AVERAGE	AT-RISK
0	7	66	22	1

\* Ratings are calculated with data available by 02/17/2009. Schools with Students like Ours are Elementary Schools with poverty indices of no more than 5% above or below the index for this school.

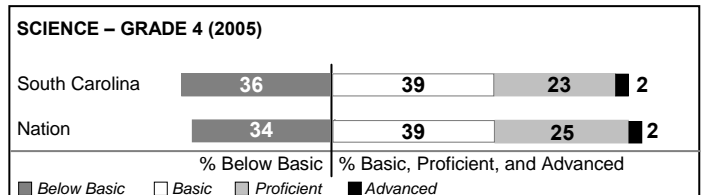

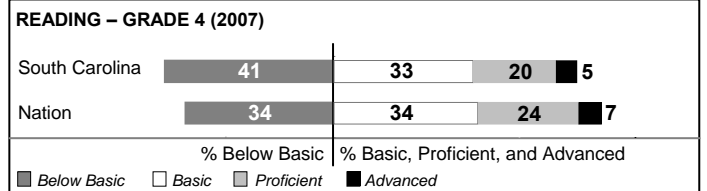
## PACT PERFORMANCE

Our School Elementary Schools with Students Like Ours Elementary schools statewide



## NAEP PERFORMANCE\*

\* Performance reported for SC and nation, data not available at school level. Percentages at NAEP Achievement Levels.



## SC PERFORMANCE GOAL

2010 Goal:  
 By 2010, SC's student achievement will be ranked in the top half of the states nationally. To achieve this goal, we must become one of the fastest improving systems in the country.

2020 Goal: TBD

### Abbreviations Key

N/A Not Applicable N/AV Not Available N/C Not Collected N/R Not Reported I/S Insufficient Sample TBD To be determined  
 NI Newly Identified CSI Continuing School Improvement CA Corrective Action RP Plan to Restructure R Restructure DELAY School Improvement Status HOLD School Improvement Status

# Springfield Elementary [Greenwood 50]

## SCHOOL PROFILE

	Our School	Change from Last Year	Elementary Schools with Students Like Ours	Median Elementary School
<b>Students (n=595)</b>				
Retention rate	1.5%	Down from 1.7%	2.3%	2.3%
Attendance rate	97.0%	Up from 96.9%	96.3%	96.3%
Eligible for gifted and talented	14.0%	Up from 11.2%	11.2%	10.4%
With disabilities other than speech	6.0%	Down from 7.3%	8.4%	7.5%
Out-of-school suspensions or expulsions for violent &/or criminal offenses	0.0%	No Change	0.0%	0.0%
<b>Teachers (n=45)</b>				
Teachers with advanced degrees	51.1%	Down from 52.3%	56.5%	56.7%
Continuing contract teachers	80.0%	Up from 77.3%	80.0%	77.3%
Teachers with emergency or provisional certificates	0.0%	No Change	0.0%	0.0%
Teachers returning from previous year	79.0%	Down from 80.8%	87.8%	86.4%
Teacher attendance rate	94.6%	Down from 95.2%	95.0%	94.9%
Average teacher salary	\$44,199	Up 5.4%	\$45,032	\$45,345
Classes not taught by highly qualified teachers	0.0%	Down from 7.0%	0.0%	0.0%
<b>School</b>				
Principal's years at school	3.0	Up from 2.0	3.0	4.0
Student-teacher ratio in core subjects	18.9 to 1	No Change	18.8 to 1	18.5 to 1
Prime instructional time	90.2%	Down from 91.3%	89.8%	89.8%
Opportunities in the arts	Good	No Change	Good	Good
SACS accreditation	Yes	No Change	Yes	Yes
Character development program	Excellent	No Change	Excellent	Excellent
Dollars spent per pupil*	\$6,887	Down 1.7%	\$6,650	\$7,052
Percent of expenditures for instruction*	67.8%	Down from 69.9%	69.0%	69.1%
Percent of expenditures for teacher salaries*	63.8%	Up from 62.2%	65.0%	64.2%
% of AYP objectives met	88.2%		88.2%	85.7%

\* Prior year audited financial data available.

## EVALUATION RESULTS

	Teachers	Students*	Parents*
Number of surveys returned	36	97	68
Percent satisfied with learning environment	100.0%	87.6%	83.8%
Percent satisfied with social and physical environment	100.0%	86.6%	83.8%
Percent satisfied with school-home relations	100.0%	87.6%	80.6%

\*Only students at the highest elementary school grade level at this school and their parents were included.

## REPORT OF PRINCIPAL AND SCHOOL IMPROVEMENT COUNCIL

Springfield Elementary was a recipient of the Palmetto Gold Award for the 2007-08 school year. Our school is also very proud to have received The Red Carpet Award presented by the State Department of Education in recognition of being a "family friendly" school. We seek to make each person feel welcome in every way when they visit our school. In the spring, Mrs. Sheena Odom was selected as our First Year Teacher of the Year. Mrs. Jackie Chalmers was selected as our upcoming Teacher of the Year, as well as the Piedmont Reading Council Teacher of the Year for our school and our district.

Throughout the year, our focus has been to ensure active engagement of all students through challenging lessons, a strong curriculum based on a solid foundation of literacy, and continuously analyzing available data. The cooperative efforts of our professional learning community provided the vehicle for data driven decisions ranging from the classroom to professional development while aimed at improving instruction for all students. Parents had many opportunities for involvement this year, including Family Literacy Nights, Grandparent's Day, Book Fairs, Birthday Lunches, Principal's Coffees, PTO, SIC, Field Trips, Spring Carnival, Reading Celebration Day, Field Day, parent conferences, and classroom visits.

Teachers continued to integrate technology throughout lessons as they used laptops and LCD projectors. SMART Boards were used in several classes on a daily basis. This instructional tool will be even more prevalent with the coming year as we plan to have SMART Boards in all classes. Students in grades 3-5 attended the math lab each week to support the math standards through a hands on approach. Many service learning projects were encouraged and supported by our students, faculty, parents, and staff, including The United Way, The Salvation Army Food Drive, Relay for Life and Greenwood United Ministries. Student leadership positions, the Reading Celebration, PACT and MAP celebrations, the 5th grade Luau, PTO meetings, and our Honors/Awards Programs provided many opportunities for student involvement in extracurricular activities.

Bonnie R. Corbitt, Principal  
Stephen Gilbert, School Improvement Council Chair

Comprehensive detail, including definitions of rating, performance criteria, and explanations of status, is available on [www.ed.sc.gov](http://www.ed.sc.gov) and [www.eoc.sc.gov](http://www.eoc.sc.gov) as well as school and school district websites.

Printed versions are available from school districts upon request.

### Abbreviations Key

N/A Not Applicable N/AV Not Available N/C Not Collected N/R Not Reported I/S Insufficient Sample TBD To be determined

NI Newly Identified CSI Continuing School Improvement CA Corrective Action RP Plan to Restructure R Restructure DELAY School Improvement Status HOLD School Improvement Status