



SC Annual School Report Card Summary

Woodfields Elementary

Greenwood 50

Grades: PK-5

Enrollment: 530

Principal: R. Jean Craig

Superintendent: Dr. Darrell Johnson

Board Chair: Debrah Miller

PERFORMANCE

Comprehensive detail, including definitions of ratings, performance criteria, and explanations of status, is available on www.ed.sc.gov and www.eoc.sc.gov as well as school and school district websites. Printed versions are available from school districts upon request.

YEAR	ABSOLUTE RATING	GROWTH RATING	PALMETTO GOLD/SILVER AWARD	AYP STATUS	NCLB IMPROVEMENT STATUS
2008	Below Average	Average	TBD	Not Met	NI
2007	Below Average	Below Average	N/A	Not Met	N/A
2006	Below Average	Below Average	Silver	Met	N/A

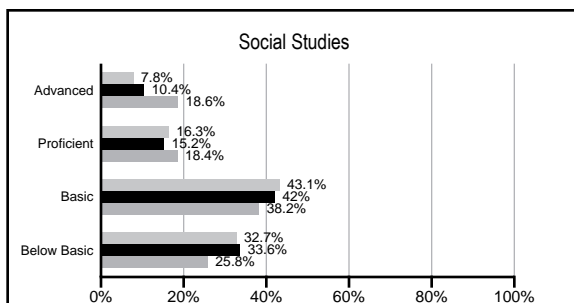
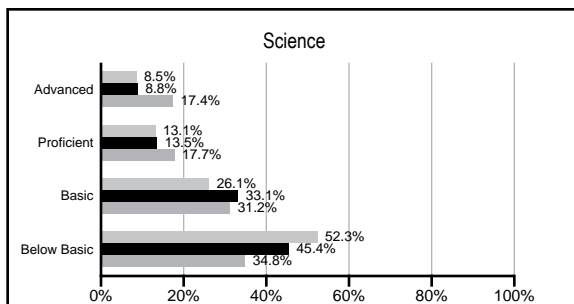
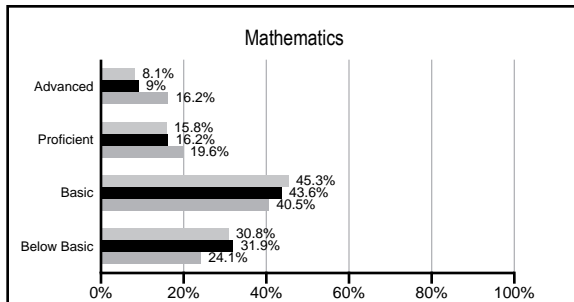
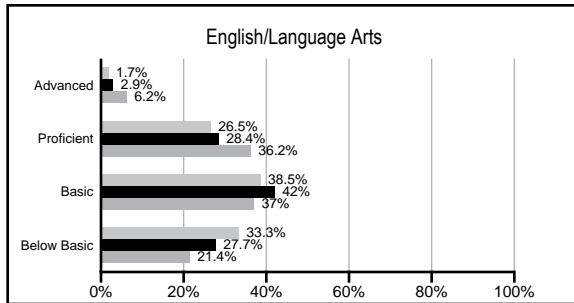
ABSOLUTE RATINGS OF ELEMENTARY SCHOOLS WITH STUDENTS LIKE OURS*

EXCELLENT	GOOD	AVERAGE	BELOW AVERAGE	AT-RISK
0	0	17	62	13

* Ratings are calculated with data available by 02/17/2009. Schools with Students like Ours are Elementary Schools with poverty indices of no more than 5% above or below the index for this school.

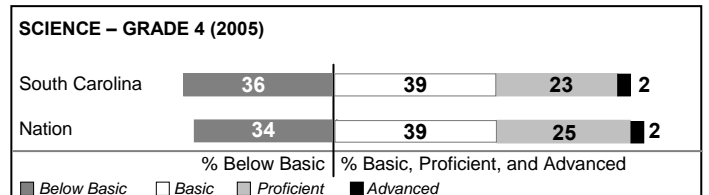
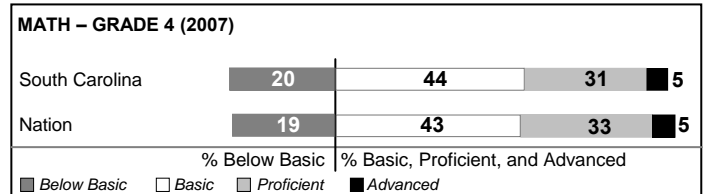
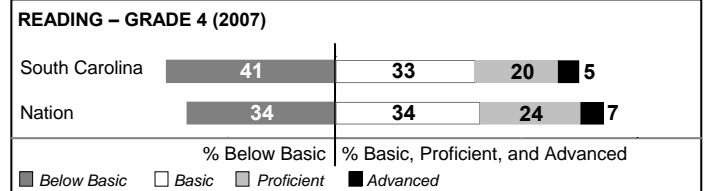
PACT PERFORMANCE

Our School Elementary Schools with Students Like Ours Elementary schools statewide



NAEP PERFORMANCE*

* Performance reported for SC and nation, data not available at school level. Percentages at NAEP Achievement Levels.



SC PERFORMANCE GOAL

2010 Goal:

By 2010, SC's student achievement will be ranked in the top half of the states nationally. To achieve this goal, we must become one of the fastest improving systems in the country.

2020 Goal: TBD

Abbreviations Key

N/A Not Applicable N/AV Not Available N/C Not Collected N/R Not Reported I/S Insufficient Sample TBD To be determined
 NI Newly Identified CSI Continuing School Improvement CA Corrective Action RP Plan to Restructure R Restructure DELAY School Improvement Status HOLD School Improvement Status

Woodfields Elementary [Greenwood 50]

SCHOOL PROFILE

	Our School	Change from Last Year	Elementary Schools with Students Like Ours	Median Elementary School
Students (n=530)				
Retention rate	1.4%	Down from 1.9%	2.9%	2.3%
Attendance rate	96.4%	No Change	96.0%	96.3%
Eligible for gifted and talented	6.9%	Up from 6.7%	6.1%	10.4%
With disabilities other than speech	6.7%	Down from 8.8%	8.3%	7.5%
Out-of-school suspensions or expulsions for violent &/or criminal offenses	9.6%	Up from 0.0%	0.0%	0.0%
Teachers (n=46)				
Teachers with advanced degrees	54.3%	Up from 52.3%	54.1%	56.7%
Continuing contract teachers	58.7%	Down from 72.7%	71.6%	77.3%
Teachers with emergency or provisional certificates	0.0%	No Change	0.0%	0.0%
Teachers returning from previous year	82.7%	Up from 82.5%	84.8%	86.4%
Teacher attendance rate	93.9%	Down from 94.3%	94.9%	94.9%
Average teacher salary	\$44,118	Up 6.1%	\$44,191	\$45,345
Classes not taught by highly qualified teachers	0.0%	No Change	0.0%	0.0%
School				
Principal's years at school	1.0	Down from 2.0	3.0	4.0
Student-teacher ratio in core subjects	19.7 to 1	Down from 19.9 to 1	17.0 to 1	18.5 to 1
Prime instructional time	88.7%	Down from 89.2%	89.1%	89.8%
Opportunities in the arts	Good	No Change	Good	Good
SACS accreditation	Yes	No Change	Yes	Yes
Character development program	Good	Down from Excellent	Excellent	Excellent
Dollars spent per pupil*	\$6,549	Up 2.8%	\$7,699	\$7,052
Percent of expenditures for instruction*	68.4%	Down from 70.7%	69.1%	69.1%
Percent of expenditures for teacher salaries*	65.3%	Down from 66.6%	62.6%	64.2%
% of AYP objectives met	60.0%		76.5%	85.7%

* Prior year audited financial data available.

EVALUATION RESULTS

	Teachers	Students*	Parents*
Number of surveys returned	36	87	43
Percent satisfied with learning environment	91.7%	86.2%	73.8%
Percent satisfied with social and physical environment	97.2%	79.3%	70.7%
Percent satisfied with school-home relations	63.9%	81.6%	78.6%

*Only students at the highest elementary school grade level at this school and their parents were included.

REPORT OF PRINCIPAL AND SCHOOL IMPROVEMENT COUNCIL

The Woodfields Elementary School family soared to new heights during the 2007-2008 school year. Many of our efforts were spent refocusing and promoting the individual growth of each student as well as using data to guide our instruction.

We began our year by involving parents in grade level curriculum nights where we shared our goals and expectations for the school year. Teachers and staff were involved in weekly grade level collaboration and staff development led by our Literacy Coach and Math Coach. The academic coaches modeled best practices and supported the teachers in their implementation of authentic, engaging classroom lessons. The Instructional Specialist led our teachers in analyzing their lesson plans and differentiating their instruction to meet the needs of our students.

The balanced literacy initiative allowed teachers to work with students at their individual levels to promote growth toward reaching their goal of proficiency while the Math Out of the Box curriculum allowed the students to experience and learn math using hands-on real world mathematical situations.

Highlights of the year included: awards assemblies, ESOL Celebration, OnCourse planning, BEST Program, Woodfields 50th Birthday Celebration, parent conferences, Math Night at Bi-Lo, Literacy Alive, and our Science Fair. In addition to this, there are many teachers that are continuing to expand their professional knowledge and expertise. Eight teachers are working to be National Board Certified and several are working to obtain Master's Degrees.

Woodfields Elementary is a diverse community of caring dedicated professionals who are committed to our children and educational excellence. Our mission guides us in enabling all students to soar to new heights now and in the future.

Comprehensive detail, including definitions of rating, performance criteria, and explanations of status, is available on www.ed.sc.gov and www.eoc.sc.gov as well as school and school district websites.

Printed versions are available from school districts upon request.

Abbreviations Key

N/A Not Applicable N/AV Not Available N/C Not Collected N/R Not Reported I/S Insufficient Sample TBD To be determined

NI Newly Identified CSI Continuing School Improvement CA Corrective Action RP Plan to Restructure R Restructure DELAY School Improvement Status HOLD School Improvement Status