



SC Annual School Report Card Summary

Hodges Elementary
Greenwood 50
Grades: PK-5 Enrollment: 299
Principal: Roger Richburg
Superintendent: Dr. Darrell Johnson
Board Chair: Debrah Miller

PERFORMANCE

Comprehensive detail, including definitions of ratings, performance criteria, and explanations of status, is available on www.ed.sc.gov and www.eoc.sc.gov as well as school and school district websites. Printed versions are available from school districts upon request.

YEAR	ABSOLUTE RATING	GROWTH RATING	PALMETTO GOLD/SILVER AWARD	AYP STATUS	NCLB IMPROVEMENT STATUS
2008	Below Average	Good	TBD	Not Met	NI
2007	Below Average	Good	N/A	Not Met	N/A
2006	Average	Average	N/A	Met	N/A

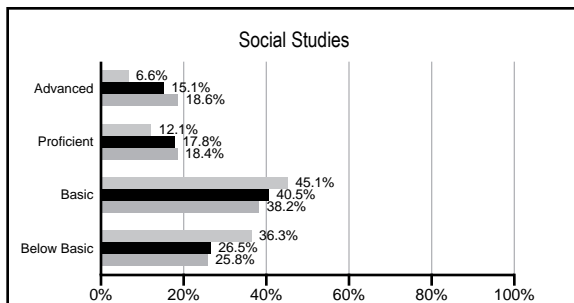
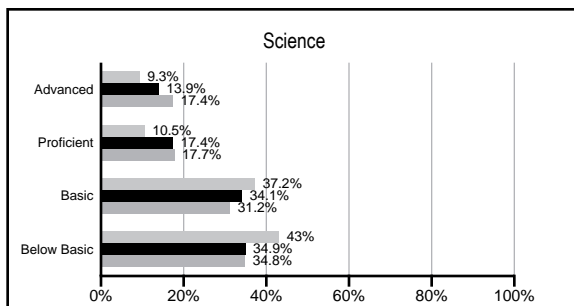
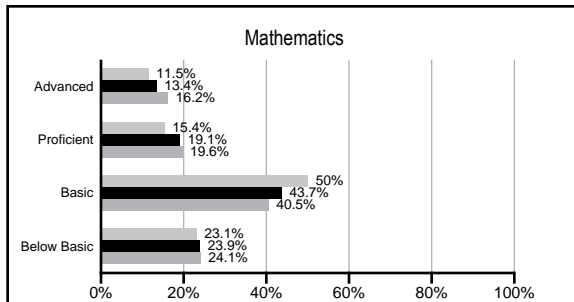
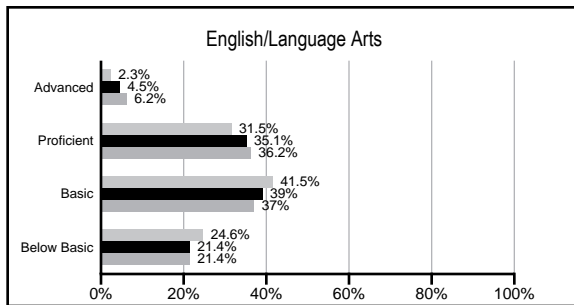
ABSOLUTE RATINGS OF ELEMENTARY SCHOOLS WITH STUDENTS LIKE OURS*

EXCELLENT	GOOD	AVERAGE	BELOW AVERAGE	AT-RISK
0	4	49	35	1

* Ratings are calculated with data available by 02/17/2009. Schools with Students like Ours are Elementary Schools with poverty indices of no more than 5% above or below the index for this school.

PACT PERFORMANCE

Our School
 Elementary Schools with Students Like Ours
 Elementary schools statewide



NAEP PERFORMANCE*

* Performance reported for SC and nation, data not available at school level. Percentages at NAEP Achievement Levels.



SC PERFORMANCE GOAL

2010 Goal:
By 2010, SC's student achievement will be ranked in the top half of the states nationally. To achieve this goal, we must become one of the fastest improving systems in the country.

2020 Goal: TBD

Abbreviations Key

N/A Not Applicable N/AV Not Available N/C Not Collected N/R Not Reported I/S Insufficient Sample TBD To be determined
 NI Newly Identified CSI Continuing School Improvement CA Corrective Action RP Plan to Restructure R Restructure DELAY School Improvement Status HOLD School Improvement Status

Hodges Elementary [Greenwood 50]

SCHOOL PROFILE

	Our School	Change from Last Year	Elementary Schools with Students Like Ours	Median Elementary School
Students (n=299)				
Retention rate	1.0%	Down from 2.9%	2.8%	2.3%
Attendance rate	96.2%	Up from 96.0%	96.1%	96.3%
Eligible for gifted and talented	4.2%	Down from 6.6%	8.9%	10.4%
With disabilities other than speech	10.5%	Up from 8.2%	9.1%	7.5%
Out-of-school suspensions or expulsions for violent &/or criminal offenses	0.0%	No Change	0.0%	0.0%
Teachers (n=23)				
Teachers with advanced degrees	43.5%	Up from 39.1%	54.7%	56.7%
Continuing contract teachers	78.3%	Up from 69.6%	78.7%	77.3%
Teachers with emergency or provisional certificates	0.0%	No Change	0.0%	0.0%
Teachers returning from previous year	92.4%	Down from 94.1%	86.7%	86.4%
Teacher attendance rate	95.5%	Up from 94.0%	94.7%	94.9%
Average teacher salary	\$45,739	Up 7.4%	\$45,119	\$45,345
Classes not taught by highly qualified teachers	0.0%	Down from 1.6%	0.0%	0.0%
School				
Principal's years at school	1.0	Down from 4.0	4.0	4.0
Student-teacher ratio in core subjects	18.3 to 1	Down from 21.2 to 1	18.5 to 1	18.5 to 1
Prime instructional time	90.1%	Up from 88.6%	89.1%	89.8%
Opportunities in the arts	Good	No Change	Good	Good
SACS accreditation	Yes	No Change	Yes	Yes
Character development program	Excellent	Up from Good	Excellent	Excellent
Dollars spent per pupil*	\$7,368	Down 0.2%	\$7,280	\$7,052
Percent of expenditures for instruction*	62.1%	Up from 61.7%	68.3%	69.1%
Percent of expenditures for teacher salaries*	58.1%	No Change	63.4%	64.2%
% of AYP objectives met	76.5%		81.0%	85.7%

* Prior year audited financial data available.

EVALUATION RESULTS

	Teachers	Students*	Parents*
Number of surveys returned	23	40	36
Percent satisfied with learning environment	100.0%	90.0%	85.3%
Percent satisfied with social and physical environment	100.0%	89.7%	83.3%
Percent satisfied with school-home relations	85.7%	87.5%	74.3%

*Only students at the highest elementary school grade level at this school and their parents were included.

REPORT OF PRINCIPAL AND SCHOOL IMPROVEMENT COUNCIL

The mission of Hodges Elementary School is to provide all students with a quality education that promotes responsible life-long learning. We have worked to accomplish this mission during the 2007-2008 school year.

The continuation of our Balanced Literacy Initiative has provided students with individual instruction in reading and writing. Math instruction in our Larson's Math Lab and Math Out Of The Box in our classrooms has provided students additional opportunities to remediate and accelerate their math skills. Early literacy intervention programs such as Leveled Literacy Intervention in Kindergarten and second grade, Reading Recovery in first grade have provided students with additional reading strategies to help them become more proficient and skillful readers.

Our focus for staff development this year continued to be Balanced Literacy components such as Interactive Read Alouds, Writer's Workshop, and Guided Reading. Teachers participated in various summer classes such as Lucy Calkins' Writing Workshop, Interactive Read Alouds and Interactive Writing. Monthly technology workshops provided training in updating new web pages and lesson planning. Additional SMART Boards were purchased by our PTO and the Hodges Town Council. Every classroom and the media center is now equipped with this technology.

Initiatives to promote life-long learning were our Soaring Eagles Drill Team, books and breakfast, MAP celebrations, Book Club, test talks, fall conference nights, parent web page and "In The Spotlight" performances by our students and Drill Team. Students, parents, and teachers participated in the Relay for Life and various PTO fund raising activities. Hodges Elementary achieved 161% of its goal in the fall 2007 United Way campaign.

At Hodges Elementary- a Silver Award Winning School- our teachers, staff, administrators, parents, students, and community share in the responsibility of providing a supportive learning environment. We believe it is essential for students to reach their full potential as we continue to strive for excellence .

Roger Richburg, Principal
Mark Stevens, School Improvement Council Chair

Comprehensive detail, including definitions of rating, performance criteria, and explanations of status, is available on www.ed.sc.gov and www.eoc.sc.gov as well as school and school district websites.

Printed versions are available from school districts upon request.

Abbreviations Key

N/A Not Applicable N/AV Not Available N/C Not Collected N/R Not Reported I/S Insufficient Sample TBD To be determined

NI Newly Identified CSI Continuing School Improvement CA Corrective Action RP Plan to Restructure R Restructure DELAY School Improvement Status HOLD School Improvement Status