



SC Annual School Report Card Summary

Merrywood Elementary
Greenwood 50
Grades: PK-5 Enrollment: 527
Principal: Debra K. Green
Superintendent: Dr. Darrell Johnson
Board Chair: Debrah Miller

PERFORMANCE

Comprehensive detail, including definitions of ratings, performance criteria, and explanations of status, is available on www.ed.sc.gov and www.eoc.sc.gov as well as school and school district websites. Printed versions are available from school districts upon request.

YEAR	ABSOLUTE RATING	GROWTH RATING	PALMETTO GOLD/SILVER AWARD	AYP STATUS	NCLB IMPROVEMENT STATUS
2008	Average	Good	TBD	Met	N/A
2007	Average	Good	N/A	Not Met	N/A
2006	Average	At-Risk	N/A	Met	N/A

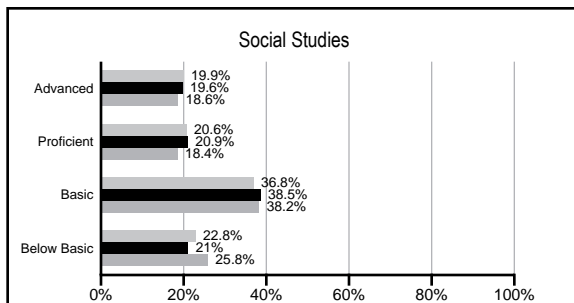
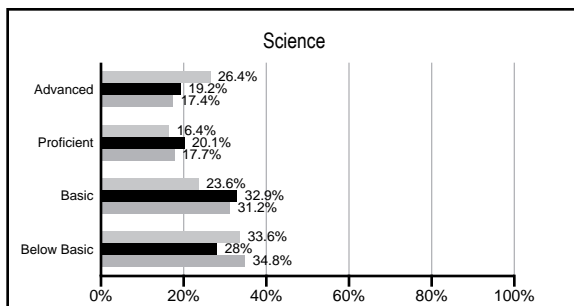
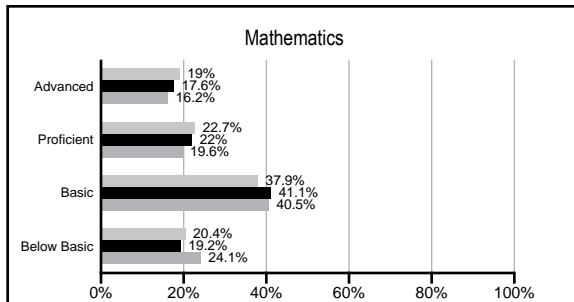
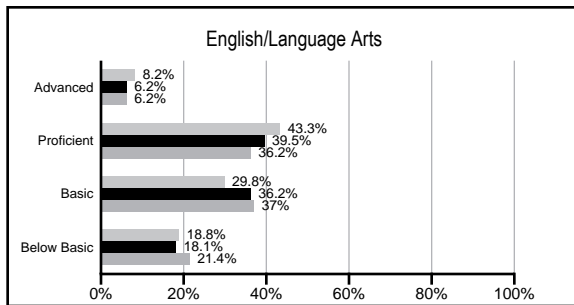
ABSOLUTE RATINGS OF ELEMENTARY SCHOOLS WITH STUDENTS LIKE OURS*

EXCELLENT	GOOD	AVERAGE	BELOW AVERAGE	AT-RISK
0	13	63	8	1

* Ratings are calculated with data available by 02/17/2009. Schools with Students like Ours are Elementary Schools with poverty indices of no more than 5% above or below the index for this school.

PACT PERFORMANCE

Our School
 Elementary Schools with Students Like Ours
 Elementary schools statewide



NAEP PERFORMANCE*

* Performance reported for SC and nation, data not available at school level. Percentages at NAEP Achievement Levels.



SC PERFORMANCE GOAL

2010 Goal:
By 2010, SC's student achievement will be ranked in the top half of the states nationally. To achieve this goal, we must become one of the fastest improving systems in the country.

2020 Goal: TBD

Abbreviations Key

N/A Not Applicable N/AV Not Available N/C Not Collected N/R Not Reported I/S Insufficient Sample TBD To be determined
 NI Newly Identified CSI Continuing School Improvement CA Corrective Action RP Plan to Restructure R Restructure DELAY School Improvement Status HOLD School Improvement Status

Merrywood Elementary [Greenwood 50]

SCHOOL PROFILE

	Our School	Change from Last Year	Elementary Schools with Students Like Ours	Median Elementary School
Students (n=527)				
Retention rate	2.4%	Up from 2.2%	2.2%	2.3%
Attendance rate	96.2%	Down from 96.3%	96.3%	96.3%
Eligible for gifted and talented	15.9%	Down from 18.5%	12.1%	10.4%
With disabilities other than speech	11.2%	Up from 8.8%	8.2%	7.5%
Out-of-school suspensions or expulsions for violent &/or criminal offenses	0.0%	No Change	0.0%	0.0%
Teachers (n=40)				
Teachers with advanced degrees	72.5%	Up from 62.5%	56.0%	56.7%
Continuing contract teachers	80.0%	Down from 85.0%	78.2%	77.3%
Teachers with emergency or provisional certificates	0.0%	No Change	0.0%	0.0%
Teachers returning from previous year	87.7%	Down from 89.1%	86.9%	86.4%
Teacher attendance rate	94.8%	Up from 93.3%	95.4%	94.9%
Average teacher salary	\$46,729	Up 5.8%	\$45,036	\$45,345
Classes not taught by highly qualified teachers	0.0%	No Change	0.0%	0.0%
School				
Principal's years at school	2.0	Up from 1.0	3.0	4.0
Student-teacher ratio in core subjects	19.5 to 1	Down from 20.2 to 1	18.8 to 1	18.5 to 1
Prime instructional time	89.0%	Up from 87.4%	90.2%	89.8%
Opportunities in the arts	Good	No Change	Good	Good
SACS accreditation	Yes	No Change	Yes	Yes
Character development program	Below Average	Down from Good	Excellent	Excellent
Dollars spent per pupil*	\$6,869	Up 1.3%	\$6,566	\$7,052
Percent of expenditures for instruction*	68.5%	Down from 69.4%	68.9%	69.1%
Percent of expenditures for teacher salaries*	65.6%	Up from 65.4%	65.1%	64.2%
% of AYP objectives met	100.0%		88.2%	85.7%

* Prior year audited financial data available.

EVALUATION RESULTS

	Teachers	Students*	Parents*
Number of surveys returned	38	65	56
Percent satisfied with learning environment	97.3%	84.6%	85.5%
Percent satisfied with social and physical environment	100.0%	84.4%	89.1%
Percent satisfied with school-home relations	92.1%	87.5%	87.3%

*Only students at the highest elementary school grade level at this school and their parents were included.

REPORT OF PRINCIPAL AND SCHOOL IMPROVEMENT COUNCIL

Merrywood Elementary has had an excellent 2007-2008 school year! Over this past year, Merrywood students have shown steady gains on MAP testing. Additionally, Merrywood received the Palmetto Silver Award for closing the achievement gap. The funds from this award will be used to implement Lifelong Guidelines and LIFESKILLS, a school-wide program aimed at building citizenship, responsibility, honesty, etc.

To further promote student success, our school's administrative staff and faculty met frequently to discuss MAP data and how it could best be used to meet the needs of our students. We discovered that several of our 3rd grade students did not have the basic mathematical concepts necessary for meeting the demands of the 3rd grade math standards. Therefore, we identified students having the most difficulty and provided them with additional math instruction using a hands-on approach. We found this instructional strategy to be very effective in improving MAP scores. Additionally, the implementation of the Leveled Literacy Intervention (LLI) program in kindergarten and second grade allowed a teacher to work with small groups of students developing reading strategies.

Merrywood Elementary is also proud of its increased interest in our school through the formation of partnerships with several Greenwood businesses. Through these partnerships our school has been provided with school supplies, club t-shirts, character education materials, discounts, and items used in various activities such as Field Day, Grandparents Day, Reading Celebration Day, and the like. Merrywood's PTO continues to be a vibrant force in making our school a better place to learn. From selecting and conducting appropriate fundraisers to funding student rewards and activities, the PTO is supportive of our students and faculty. Merrywood Elementary is a great place to work and learn. It is through the efforts of committed and involved parents, capable and eager students, an excellent faculty and staff, and the support of the community at large that makes Merrywood Elementary a success. Thank you to our parents, students and community members for your role in our continued success as we strive to be, "One for ALL and ALL for one."

David Buckshorn, School Improvement Council
Debra K. Green, Principal

Comprehensive detail, including definitions of rating, performance criteria, and explanations of status, is available on www.ed.sc.gov and www.eoc.sc.gov as well as school and school district websites.

Printed versions are available from school districts upon request.

Abbreviations Key

N/A Not Applicable N/AV Not Available N/C Not Collected N/R Not Reported I/S Insufficient Sample TBD To be determined

NI Newly Identified CSI Continuing School Improvement CA Corrective Action RP Plan to Restructure R Restructure DELAY School Improvement Status HOLD School Improvement Status