



SC Annual School Report Card Summary

Mathews Elementary

Greenwood 50

Grades: PK-5

Enrollment: 432

Principal: Doris L. Watson

Superintendent: Dr. Darrell Johnson

Board Chair: Debrah Miller

PERFORMANCE

Comprehensive detail, including definitions of ratings, performance criteria, and explanations of status, is available on www.ed.sc.gov and www.eoc.sc.gov as well as school and school district websites. Printed versions are available from school districts upon request.

YEAR	ABSOLUTE RATING	GROWTH RATING	PALMETTO GOLD/SILVER AWARD	AYP STATUS	NCLB IMPROVEMENT STATUS
2008	Below Average	Good	TBD	Not Met	N/A
2007	Average	Good	N/A	Met	N/A
2006	Below Average	Below Average	N/A	Met	N/A

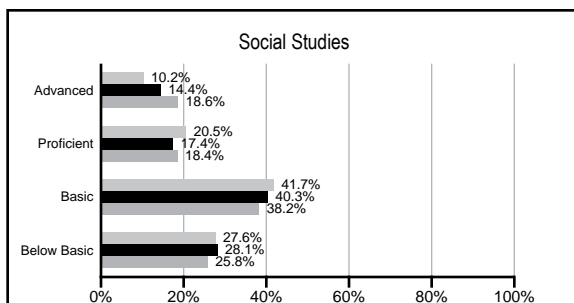
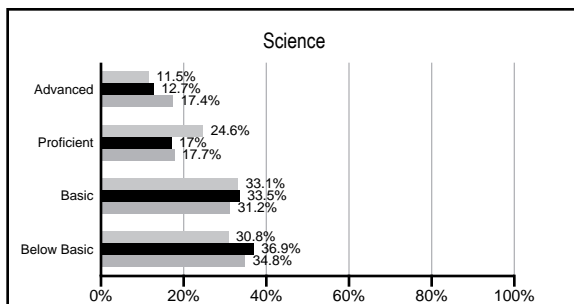
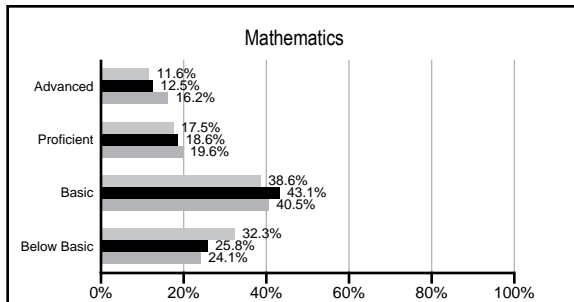
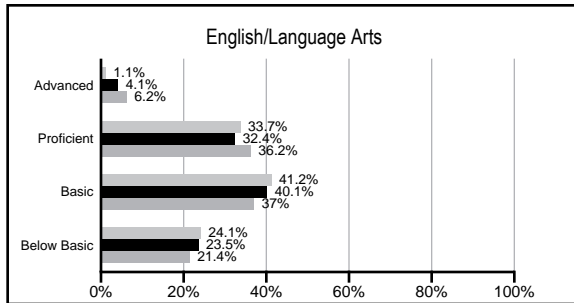
ABSOLUTE RATINGS OF ELEMENTARY SCHOOLS WITH STUDENTS LIKE OURS*

EXCELLENT	GOOD	AVERAGE	BELOW AVERAGE	AT-RISK
0	2	37	45	1

* Ratings are calculated with data available by 02/17/2009. Schools with Students like Ours are Elementary Schools with poverty indices of no more than 5% above or below the index for this school.

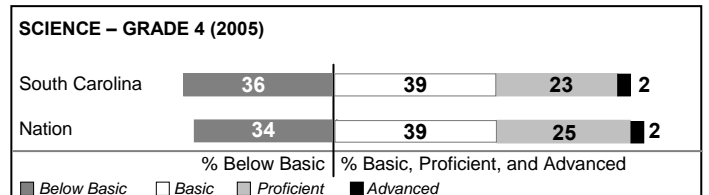
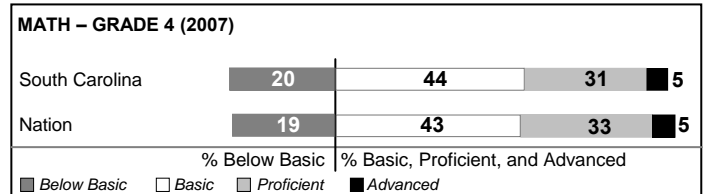
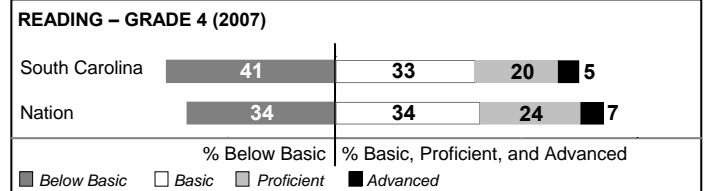
PACT PERFORMANCE

Our School
 Elementary Schools with Students Like Ours
 Elementary schools statewide



NAEP PERFORMANCE*

* Performance reported for SC and nation, data not available at school level. Percentages at NAEP Achievement Levels.



SC PERFORMANCE GOAL

2010 Goal:

By 2010, SC's student achievement will be ranked in the top half of the states nationally. To achieve this goal, we must become one of the fastest improving systems in the country.

2020 Goal: TBD

Abbreviations Key

N/A Not Applicable N/AV Not Available N/C Not Collected N/R Not Reported I/S Insufficient Sample TBD To be determined
 NI Newly Identified CSI Continuing School Improvement CA Corrective Action RP Plan to Restructure R Restructure DELAY School Improvement Status HOLD School Improvement Status

Mathews Elementary [Greenwood 50]

SCHOOL PROFILE

	Our School	Change from Last Year	Elementary Schools with Students Like Ours	Median Elementary School
Students (n=432)				
Retention rate	1.3%	Down from 2.5%	2.8%	2.3%
Attendance rate	96.7%	No Change	96.0%	96.3%
Eligible for gifted and talented	8.9%	Up from 8.5%	6.5%	10.4%
With disabilities other than speech	10.9%	Up from 8.9%	9.0%	7.5%
Out-of-school suspensions or expulsions for violent &/or criminal offenses	0.0%	No Change	0.0%	0.0%
Teachers (n=36)				
Teachers with advanced degrees	36.1%	Down from 41.7%	54.2%	56.7%
Continuing contract teachers	75.0%	Up from 72.2%	75.7%	77.3%
Teachers with emergency or provisional certificates	0.0%	No Change	0.0%	0.0%
Teachers returning from previous year	85.4%	No Change	85.6%	86.4%
Teacher attendance rate	94.6%	Up from 94.1%	94.9%	94.9%
Average teacher salary	\$41,707	Up 2.1%	\$44,455	\$45,345
Classes not taught by highly qualified teachers	0.0%	No Change	0.0%	0.0%
School				
Principal's years at school	1.0	No Change	3.5	4.0
Student-teacher ratio in core subjects	19.4 to 1	Up from 18.5 to 1	18.1 to 1	18.5 to 1
Prime instructional time	89.4%	Up from 89.0%	89.1%	89.8%
Opportunities in the arts	Good	No Change	Good	Good
SACS accreditation	Yes	No Change	Yes	Yes
Character development program	Excellent	No Change	Excellent	Excellent
Dollars spent per pupil*	\$7,428	Up 3.6%	\$7,383	\$7,052
Percent of expenditures for instruction*	65.9%	Down from 69.6%	69.1%	69.1%
Percent of expenditures for teacher salaries*	62.2%	Down from 63.9%	64.0%	64.2%
% of AYP objectives met	76.5%		76.9%	85.7%

* Prior year audited financial data available.

EVALUATION RESULTS

	Teachers	Students*	Parents*
Number of surveys returned	32	53	43
Percent satisfied with learning environment	100.0%	96.2%	97.6%
Percent satisfied with social and physical environment	100.0%	94.3%	90.7%
Percent satisfied with school-home relations	96.9%	90.6%	95.2%

*Only students at the highest elementary school grade level at this school and their parents were included.

REPORT OF PRINCIPAL AND SCHOOL IMPROVEMENT COUNCIL

Mathews Elementary School is focusing on continuous school improvement. Administrators, teachers, and staff work with parents and community partners to provide a comprehensive educational program to meet the educational needs of all students. In addition to making Adequate Yearly Progress (AYP), Mathews Elementary School is very proud to be a recipient of the Palmetto Silver Award 2007-2008 for making substantial improvement in student achievement.

Numerous programs are in place to supplement our instructional program and promote family involvement. Increased support from community partners like Food Lion and Chick-fil-A have prompted increased parental involvement. Our Standards Support Lab provides hands-on learning opportunities, and SmartBoards® are being used to make learning more engaging and interactive.

On-going school and district professional development in ELA and math support a balanced literacy reading approach and inquiry-based math program. In addition, teachers are being trained in Working on the Work, a lesson design to promote student engagement. We are using data to guide decisions about instruction and assessment.

Our school-wide focus on teamwork is really making a difference in the overall school climate. A group of teachers and parent volunteers took a group of fifth grade students to Camp K.A.T.E.— a youth leadership institute that extends learning beyond the classroom and builds leadership skills. Students in our after school program organized a school-wide can food drive and placed third in the Salvation Army Food Drive. Teachers volunteered to be PACT Pals and encouraged students to do their best on the state assessment. Working together, we are making a difference!

Dottie Cervenka, SIC Chairperson
Doris L. Watson, Principal

Comprehensive detail, including definitions of rating, performance criteria, and explanations of status, is available on www.ed.sc.gov and www.eoc.sc.gov as well as school and school district websites.

Printed versions are available from school districts upon request.

Abbreviations Key

N/A Not Applicable N/AV Not Available N/C Not Collected N/R Not Reported I/S Insufficient Sample TBD To be determined
NI Newly Identified CSI Continuing School Improvement CA Corrective Action RP Plan to Restructure R Restructure DELAY School Improvement Status HOLD School Improvement Status