



SC Annual School Report Card Summary

Oakland Elementary
Greenwood 50
Grades: PK-5 Enrollment: 566
Principal: Mark Blackwell
Superintendent: Dr. Darrell Johnson
Board Chair: Debrah Miller

PERFORMANCE

Comprehensive detail, including definitions of ratings, performance criteria, and explanations of status, is available on www.ed.sc.gov and www.eoc.sc.gov as well as school and school district websites. Printed versions are available from school districts upon request.

YEAR	ABSOLUTE RATING	GROWTH RATING	PALMETTO GOLD/SILVER AWARD	AYP STATUS	NCLB IMPROVEMENT STATUS
2008	Below Average	At-Risk	TBD	Not Met	N/A
2007	Average	Below Average	N/A	Met	N/A
2006	Average	At-Risk	N/A	Met	N/A

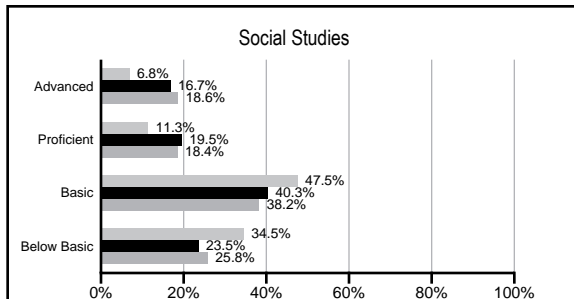
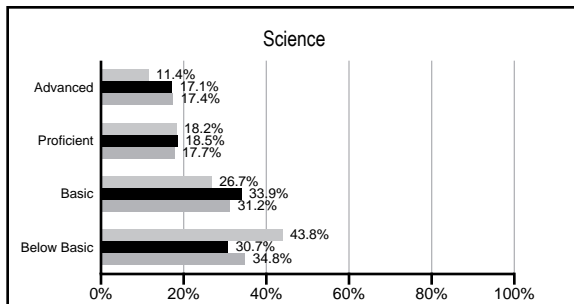
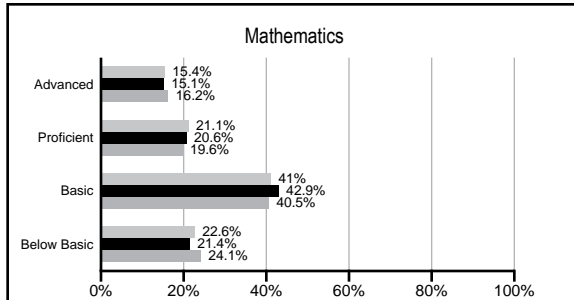
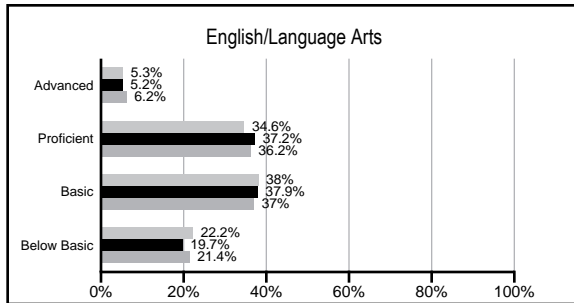
ABSOLUTE RATINGS OF ELEMENTARY SCHOOLS WITH STUDENTS LIKE OURS*

EXCELLENT	GOOD	AVERAGE	BELOW AVERAGE	AT-RISK
0	7	65	19	1

* Ratings are calculated with data available by 02/17/2009. Schools with Students like Ours are Elementary Schools with poverty indices of no more than 5% above or below the index for this school.

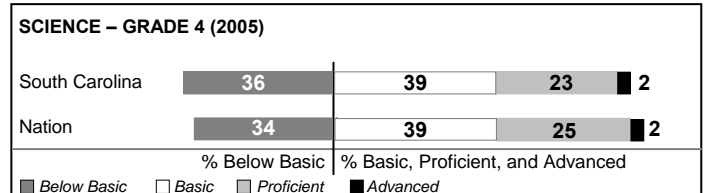
PACT PERFORMANCE

Our School
 Elementary Schools with Students Like Ours
 Elementary schools statewide



NAEP PERFORMANCE*

* Performance reported for SC and nation, data not available at school level. Percentages at NAEP Achievement Levels.



SC PERFORMANCE GOAL

2010 Goal:
By 2010, SC's student achievement will be ranked in the top half of the states nationally. To achieve this goal, we must become one of the fastest improving systems in the country.

2020 Goal: TBD

Abbreviations Key

N/A Not Applicable N/AV Not Available N/C Not Collected N/R Not Reported I/S Insufficient Sample TBD To be determined
 NI Newly Identified CSI Continuing School Improvement CA Corrective Action RP Plan to Restructure R Restructure DELAY School Improvement Status HOLD School Improvement Status

Oakland Elementary [Greenwood 50]

SCHOOL PROFILE

	Our School	Change from Last Year	Elementary Schools with Students Like Ours	Median Elementary School
Students (n=566)				
Retention rate	1.5%	Up from 0.9%	2.4%	2.3%
Attendance rate	96.5%	Down from 96.6%	96.3%	96.3%
Eligible for gifted and talented	15.1%	Up from 8.7%	10.6%	10.4%
With disabilities other than speech	6.2%	No Change	8.7%	7.5%
Out-of-school suspensions or expulsions for violent &/or criminal offenses	0.0%	No Change	0.0%	0.0%
Teachers (n=42)				
Teachers with advanced degrees	42.9%	Down from 45.2%	57.8%	56.7%
Continuing contract teachers	73.8%	Down from 81.0%	80.5%	77.3%
Teachers with emergency or provisional certificates	0.0%	No Change	0.0%	0.0%
Teachers returning from previous year	86.5%	Down from 89.6%	87.8%	86.4%
Teacher attendance rate	95.9%	Up from 95.2%	95.0%	94.9%
Average teacher salary	\$42,511	Up 1.8%	\$45,465	\$45,345
Classes not taught by highly qualified teachers	1.9%	Up from 0.0%	0.0%	0.0%
School				
Principal's years at school	7.0	Up from 6.0	4.0	4.0
Student-teacher ratio in core subjects	15.3 to 1	Up from 15.1 to 1	18.5 to 1	18.5 to 1
Prime instructional time	91.2%	No Change	89.8%	89.8%
Opportunities in the arts	Good	No Change	Good	Good
SACS accreditation	Yes	No Change	Yes	Yes
Character development program	Excellent	No Change	Excellent	Excellent
Dollars spent per pupil*	\$6,840	Up 11.8%	\$6,878	\$7,052
Percent of expenditures for instruction*	67.5%	Down from 68.4%	68.8%	69.1%
Percent of expenditures for teacher salaries*	63.4%	Down from 63.6%	65.0%	64.2%
% of AYP objectives met	76.5%		88.2%	85.7%

* Prior year audited financial data available.

EVALUATION RESULTS

	Teachers	Students*	Parents*
Number of surveys returned	43	102	79
Percent satisfied with learning environment	97.7%	86.3%	86.1%
Percent satisfied with social and physical environment	90.7%	81.4%	78.2%
Percent satisfied with school-home relations	95.3%	83.0%	83.1%

*Only students at the highest elementary school grade level at this school and their parents were included.

REPORT OF PRINCIPAL AND SCHOOL IMPROVEMENT COUNCIL

"Effort, Enthusiasm, and Excellence: The keys to success," is Oakland Elementary School's theme this year. The highlight of this school year is Oakland's recognition as South Carolina's 2007-2008 Distinguished Title I School for Closing the Achievement Gap between Student Groups. Oakland was also recognized as a National Distinguished Title I School at the National Title I Conference in Nashville, Tennessee. Our school received \$100,000 for our achievement. These funds purchased additional computers, reading materials, teaching supplies, materials for professional growth, and staff development opportunities for the faculty. Tutors and a part-time teacher were hired for students needing extra assistance in reading.

Our spring MAP scores show growth at all grade levels. Second graders' reading and math scores show gains and exceed the district average in both subject areas. Third graders show growth in reading and math and also exceed the district growth in both areas. Third grade students score higher than the national norm in mathematics. Both fourth and fifth graders show gains in both reading and math. Fifth graders score higher than the national norm in both reading and math. Honor roll students are recognized at Honor Roll luncheons throughout the year.

Family nights at the book fair, PACT family night and PTO meetings provide parents opportunities to learn more about the school and their children's work. Our science fair, at the Greenwood Mall, was very successful. Representative Gresham Barrett gave Oakland an American flag for our contribution to the Shelter for Homeless Veterans and Soup Kitchen. Other service-learning projects include contributing to the United Way, The American Cancer Society, The American Red Cross, The Homeless Shelters, and St. Jude. The GT classes hosted a mini-mall to learn about small businesses. All their profits were used for charities and service projects. Continuous student achievement requires teachers, students, and parents to do their part to carry our students further than they have ever gone. Our PTO, School Improvement Council, volunteers, faculty and staff have worked to bring about the success of our students through their hard work and high expectations.

Mrs. Mary Ann Johnson, SIC and Rex A. Coates, Principal

Comprehensive detail, including definitions of rating, performance criteria, and explanations of status, is available on www.ed.sc.gov and www.eoc.sc.gov as well as school and school district websites.

Printed versions are available from school districts upon request.

Abbreviations Key

N/A Not Applicable N/AV Not Available N/C Not Collected N/R Not Reported I/S Insufficient Sample TBD To be determined

NI Newly Identified CSI Continuing School Improvement CA Corrective Action RP Plan to Restructure R Restructure DELAY School Improvement Status HOLD School Improvement Status