



SC Annual School Report Card Summary

Washington Center Special
Greenville

Grades: K-12

Enrollment: 130

Principal: Wanda Brownlee

Superintendent: Dr. Phinnize J. Fisher

Board Chair: Dr. Keith Ray

PERFORMANCE

Comprehensive detail, including definitions of ratings, performance criteria, and explanations of status, is available on www.ed.sc.gov and www.eoc.sc.gov as well as school and school district websites. Printed versions are available from school districts upon request.

YEAR	ABSOLUTE RATING	GROWTH RATING	PALMETTO GOLD/SILVER AWARD	AYP STATUS	NCLB IMPROVEMENT STATUS
2008	N/A	N/A	TBD	Not Met	N/A
2007	N/A	N/A	N/A	Met	N/A
2006	N/A	N/A	N/A	Not Met	N/A

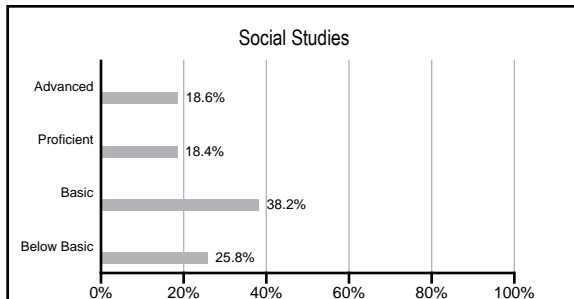
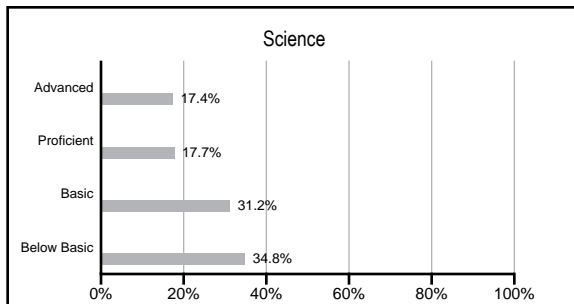
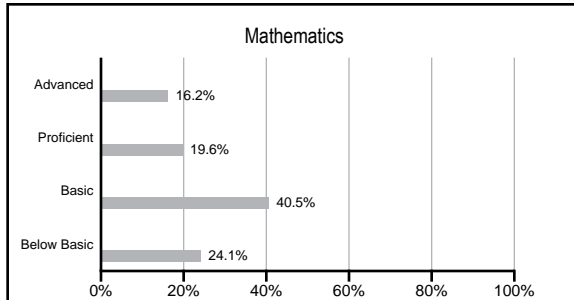
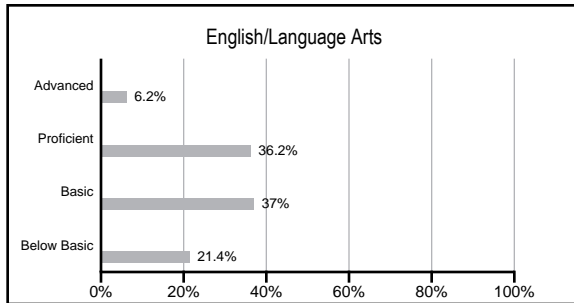
ABSOLUTE RATINGS OF ELEMENTARY SCHOOLS WITH STUDENTS LIKE OURS*

EXCELLENT	GOOD	AVERAGE	BELOW AVERAGE	AT-RISK
0	0	0	0	0

* Ratings are calculated with data available by 02/17/2009. Schools with Students like Ours are Elementary Schools with poverty indices of no more than 5% above or below the index for this school.



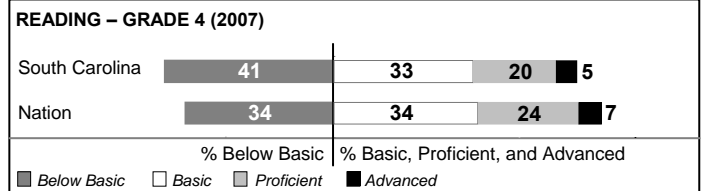
PACT PERFORMANCE

Our School
 Elementary Schools with Students Like Ours
 Elementary schools statewide



NAEP PERFORMANCE*

* Performance reported for SC and nation, data not available at school level. Percentages at NAEP Achievement Levels.



SC PERFORMANCE GOAL

2010 Goal:

By 2010, SC's student achievement will be ranked in the top half of the states nationally. To achieve this goal, we must become one of the fastest improving systems in the country.

2020 Goal: TBD

Abbreviations Key

N/A Not Applicable N/AV Not Available N/C Not Collected N/R Not Reported I/S Insufficient Sample TBD To be determined
NI Newly Identified CSI Continuing School Improvement CA Corrective Action RP Plan to Restructure R Restructure DELAY School Improvement Status HOLD School Improvement Status

Washington Center Special [Greenville]

SCHOOL PROFILE

	Our School	Change from Last Year	Elementary Schools with Students Like Ours	Median Elementary School
Students (n=130)				
Retention rate	17.4%	N/A	3.1%	2.3%
Attendance rate	93.1%	Up from 91.1%	96.0%	96.3%
Eligible for gifted and talented	0.0%	No Change	2.8%	10.4%
With disabilities other than speech	39.4%	Up from 0.0%	7.8%	7.5%
Out-of-school suspensions or expulsions for violent &/or criminal offenses	1.5%	Down from 4.2%	0.0%	0.0%
Teachers (n=24)				
Teachers with advanced degrees	50.0%	Down from 56.0%	53.7%	56.7%
Continuing contract teachers	79.2%	Down from 80.0%	68.9%	77.3%
Teachers with emergency or provisional certificates	0.0%	No Change	0.0%	0.0%
Teachers returning from previous year	89.8%	Down from 91.5%	82.7%	86.4%
Teacher attendance rate	94.6%	Down from 95.2%	95.0%	94.9%
Average teacher salary	\$46,819	Up 2.9%	\$43,799	\$45,345
Classes not taught by highly qualified teachers	0.0%	No Change	1.2%	0.0%
School				
Principal's years at school	1.0	Down from 10.0	3.0	4.0
Student-teacher ratio in core subjects	5.7 to 1	Down from 5.8 to 1	16.5 to 1	18.5 to 1
Prime instructional time	86.1%	Up from 85.1%	89.4%	89.8%
Opportunities in the arts	Good	No Change	Good	Good
SACS accreditation	No	No Change	Yes	Yes
Character development program	Excellent	No Change	Excellent	Excellent
Dollars spent per pupil*	\$25,115	Down 5.0%	\$8,206	\$7,052
Percent of expenditures for instruction*	73.4%	Up from 72.7%	68.5%	69.1%
Percent of expenditures for teacher salaries*	71.4%	Up from 70.8%	60.7%	64.2%
% of AYP objectives met	55.6%		69.2%	85.7%

* Prior year audited financial data available.

EVALUATION RESULTS

	Teachers	Students*	Parents*
Number of surveys returned	23	0	7
Percent satisfied with learning environment	100.0%	N/R	I/S
Percent satisfied with social and physical environment	100.0%	N/R	I/S
Percent satisfied with school-home relations	100.0%	N/R	I/S

*Only students at the highest elementary school grade level at this school and their parents were included.

REPORT OF PRINCIPAL AND SCHOOL IMPROVEMENT COUNCIL

Washington Center, located in Greenville, South Carolina, is a separate public school serving students having severe mental disabilities. Most of the students have concurrent disabilities, such as autism, blindness, deafness, speech deficits, motor impairments, physical disabilities, etc. Significant cognitive disabilities and compounding health issues are factors impacting student progress and attendance. Students are served from throughout the district with special transportation provided. Staffing committees comprised of parents, administrators, classroom teachers, therapists, psychologists, and agency representatives develop individualized educational programs for these students. Following federal Due Process procedures, recommendations for placement at Washington Center are made.

Students in grades K through 12, ages 5 to 21, attend Washington Center. During the 2007-2008 school year, Washington Center served 131 students with 18 classroom teachers, one homebound teacher and 47 para-educators. Support staff also includes: a Hortotherapy specialist and a Daily Living instructor; Art, Music, and Adapted Physical Education teachers; three administrators; office support staff; a media specialist; physical, occupational and speech therapists; custodial and cafeteria staff; two registered nurses; three licensed practitioner nurses; and an orderly. Vision, orientation and mobility, and hearing services are available on an itinerant basis for qualifying students. The new Washington Center, occupied in the fall of 2005, is a prototype, state-of-the-art facility for special needs instruction. The school includes 19 classrooms, a multi-sensory suite, multi-purpose gym, a media center, art and music classrooms, a hortotherapy center with greenhouse, a daily living classroom, an instructional kitchen, and a speech lab. Students have access to the state curriculum through standards-based instruction with evaluation via the South Carolina Alternate Assessment.

The school offers many specialized programs: the Mobility Opportunities Via Education (M.O.V.E.), a comprehensive augmentative communication and assistive technology program, a hortotherapy and daily living program. Students participate in Special Olympics. A certified Dog Therapy team, SC Dogs, provides monthly interactive sessions with trained pets. Sensory integration opportunities are curriculum-based. A state-of-the-art handicapped accessible playground has been completed. Integrated inclusion activities are shared with neighboring regular education schools. The annual "Walk and Roll" PTA sponsored event inspires community involvement. All programs are tailored to meet individual needs. Staff believes that "Those You Think Cannot...Can!" The mission of the school is to provide opportunities for students to explore and develop potential for independent functioning and community involvement by addressing students' individual needs and creating a partnership with home, school, and community.

Dr. Wanda Brownlee, Principal
Mrs. Julie Perry, SIC Chairman

Comprehensive detail, including definitions of rating, performance criteria, and explanations of status, is available on www.ed.sc.gov and www.eoc.sc.gov as well as school and school district websites.

Printed versions are available from school districts upon request.

Abbreviations Key

N/A Not Applicable N/AV Not Available N/C Not Collected N/R Not Reported I/S Insufficient Sample TBD To be determined

NI Newly Identified CSI Continuing School Improvement CA Corrective Action RP Plan to Restructure R Restructure DELAY School Improvement Status HOLD School Improvement Status