



SC Annual School Report Card Summary

Fuller Normal Advanced Technical Charter
 Greenville
 Grades: K-6 Enrollment: 161
 Principal: Brenda G. Humbert
 Superintendent: Dr. Phinnize J. Fisher
 Board Chair: Dr. Keith Ray

PERFORMANCE

Comprehensive detail, including definitions of ratings, performance criteria, and explanations of status, is available on www.ed.sc.gov and www.eoc.sc.gov as well as school and school district websites. Printed versions are available from school districts upon request.

YEAR	ABSOLUTE RATING	GROWTH RATING	PALMETTO GOLD/SILVER AWARD	AYP STATUS	NCLB IMPROVEMENT STATUS
2008	At-Risk	Good	TBD	Not Met	N/A
2007	At-Risk	At-Risk	N/A	Not Met	N/A
2006	N/A	N/A	N/A	N/A	N/A

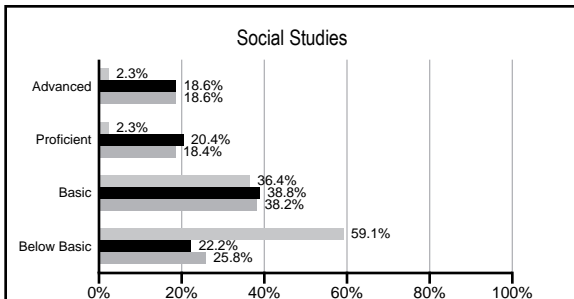
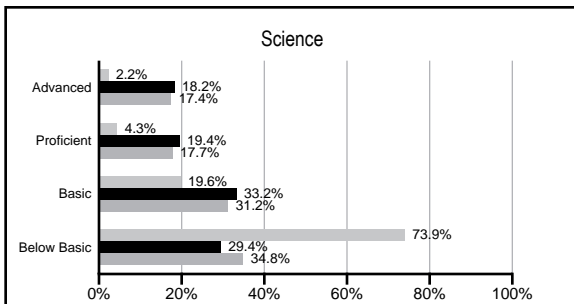
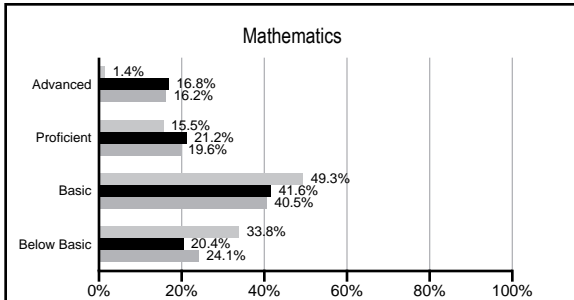
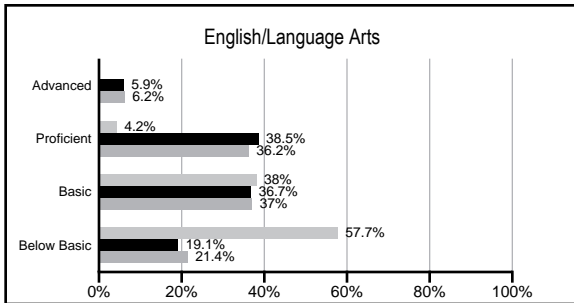
ABSOLUTE RATINGS OF ELEMENTARY SCHOOLS WITH STUDENTS LIKE OURS*

EXCELLENT	GOOD	AVERAGE	BELOW AVERAGE	AT-RISK
0	11	65	12	1

* Ratings are calculated with data available by 02/17/2009. Schools with Students like Ours are Elementary Schools with poverty indices of no more than 5% above or below the index for this school.



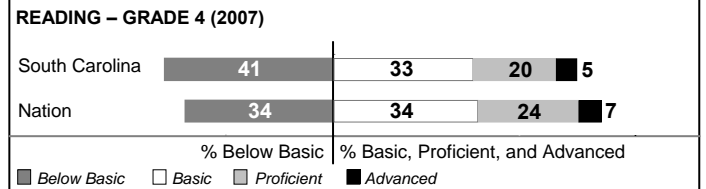
PACT PERFORMANCE

Our School
 Elementary Schools with Students Like Ours
 Elementary schools statewide



NAEP PERFORMANCE*

* Performance reported for SC and nation, data not available at school level. Percentages at NAEP Achievement Levels.



SC PERFORMANCE GOAL

2010 Goal:

By 2010, SC's student achievement will be ranked in the top half of the states nationally. To achieve this goal, we must become one of the fastest improving systems in the country.

2020 Goal: TBD

Abbreviations Key

N/A Not Applicable N/AV Not Available N/C Not Collected N/R Not Reported I/S Insufficient Sample TBD To be determined
 NI Newly Identified CSI Continuing School Improvement CA Corrective Action RP Plan to Restructure R Restructure DELAY School Improvement Status HOLD School Improvement Status

Fuller Normal Advanced Technical Charter [Greenville]

SCHOOL PROFILE

	Our School	Change from Last Year	Elementary Schools with Students Like Ours	Median Elementary School
Students (n=161)				
Retention rate	9.5%	Up from 4.3%	3.0%	2.3%
Attendance rate	95.7%	Up from 93.4%	96.0%	96.3%
Eligible for gifted and talented	0.0%	No Change	6.3%	10.4%
With disabilities other than speech	7.1%	Down from 10.3%	8.9%	7.5%
Out-of-school suspensions or expulsions for violent &/or criminal offenses	0.0%	No Change	0.0%	0.0%
Teachers (n=14)				
Teachers with advanced degrees	21.4%	Up from 18.2%	54.8%	56.7%
Continuing contract teachers	14.3%	Up from 9.1%	73.0%	77.3%
Teachers with emergency or provisional certificates	0.0%	No Change	0.0%	0.0%
Teachers returning from previous year	N/A	N/A	85.4%	86.4%
Teacher attendance rate	90.5%	Down from 99.6%	94.8%	94.9%
Average teacher salary	\$31,030	Down 0.4%	\$44,371	\$45,345
Classes not taught by highly qualified teachers	26.9%	Up from 22.6%	0.0%	0.0%
School				
Principal's years at school	2.0	Up from 1.0	3.5	4.0
Student-teacher ratio in core subjects	15.2 to 1	Down from 16.0 to 1	17.8 to 1	18.5 to 1
Prime instructional time	83.5%	Down from 92.2%	88.9%	89.8%
Opportunities in the arts	Poor	Down from Fair	Good	Good
SACS accreditation	Yes	Up from No	Yes	Yes
Character development program	Below Average	No Change	Excellent	Excellent
Dollars spent per pupil*	\$18,623	N/A	\$7,513	\$7,052
Percent of expenditures for instruction*	28.0%	N/A	68.9%	69.1%
Percent of expenditures for teacher salaries*	18.9%	N/A	62.9%	64.2%
% of AYP objectives met	77.8%		76.7%	85.7%

* Prior year audited financial data available.

EVALUATION RESULTS

	Teachers	Students*	Parents*
Number of surveys returned	8	0	12
Percent satisfied with learning environment	62.5%	FORMS	90.9%
Percent satisfied with social and physical environment	75.0%	LOST IN	91.7%
Percent satisfied with school-home relations	50.0%	SHIPMENT	91.7%

*Only students at the highest elementary school grade level at this school and their parents were included.

REPORT OF PRINCIPAL AND SCHOOL IMPROVEMENT COUNCIL

The Fuller Normal Advanced Technology Charter School is located in Greenville's exciting West End. The West End is the upstate's newest story of urban renewal—a renaissance that has brought about the Greenville Drive Baseball Stadium, new shops, restaurants and condominiums, and the Governor's School for the Arts. Our school is a reflection of both the West End renewal and the Sterling Community, which was developed in the late 1800's by visionaries who believed that African Americans should own property and be able to pursue excellence.

Our charter school allows for an enrollment of 640 students over an 8 year period of time. With the addition of another grade, our school will be grades K-5-7th for the 2008-2009 school year. We have an enrollment of 166 students with 77% of our population on free and reduced lunch. Our school will have enough data over the summer to make an intelligent comparison of student achievement.

Our school improvement council is led by Bishop Patrick Frazier. This is our first year as a team. The teachers, students, and parents are looking forward to beginning planned activities for the coming school year.

Brenda Gilliam-Humbert, Principal
Bishop Patrick Frazier, Board Chairman

Comprehensive detail, including definitions of rating, performance criteria, and explanations of status, is available on www.ed.sc.gov and www.eoc.sc.gov as well as school and school district websites.

Printed versions are available from school districts upon request.

Abbreviations Key

N/A Not Applicable N/AV Not Available N/C Not Collected N/R Not Reported I/S Insufficient Sample TBD To be determined

NI Newly Identified CSI Continuing School Improvement CA Corrective Action RP Plan to Restructure R Restructure DELAY School Improvement Status HOLD School Improvement Status