



SC Annual School Report Card Summary

Thomas E. Kerns Elementary
Greenville

Grades: PK-5

Enrollment: 643

Principal: Judith E. Mulkey

Superintendent: Dr. Phinnize J. Fisher

Board Chair: Dr. Keith Ray

PERFORMANCE

Comprehensive detail, including definitions of ratings, performance criteria, and explanations of status, is available on www.ed.sc.gov and www.eoc.sc.gov as well as school and school district websites. Printed versions are available from school districts upon request.

YEAR	ABSOLUTE RATING	GROWTH RATING	PALMETTO GOLD/SILVER AWARD	AYP STATUS	NCLB IMPROVEMENT STATUS
2008	Below Average	At-Risk	TBD	Not Met	NI
2007	Below Average	At-Risk	N/A	Not Met	N/A
2006	N/A	N/A	N/A	N/A	N/A

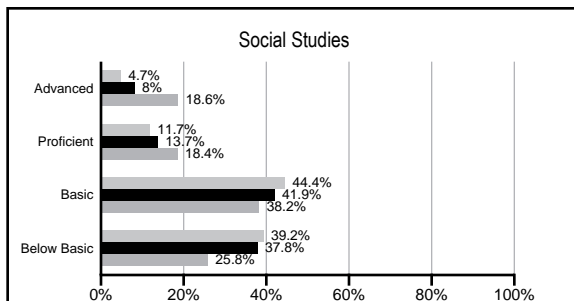
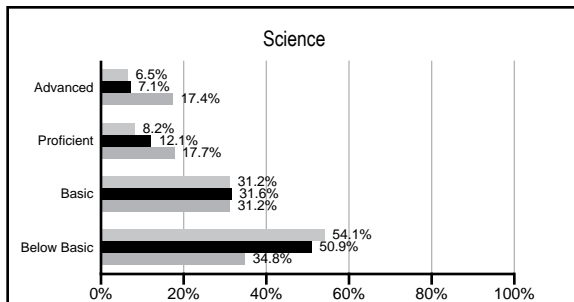
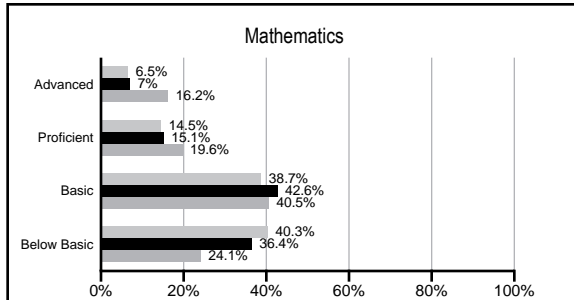
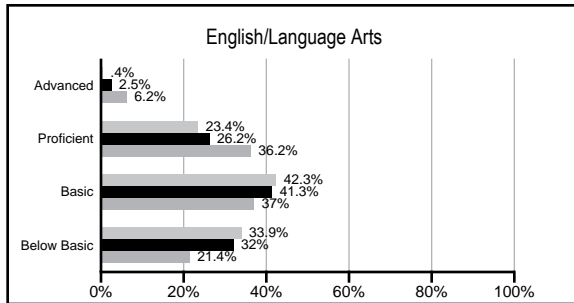
ABSOLUTE RATINGS OF ELEMENTARY SCHOOLS WITH STUDENTS LIKE OURS*

EXCELLENT	GOOD	AVERAGE	BELOW AVERAGE	AT-RISK
0	0	11	63	38

* Ratings are calculated with data available by 02/17/2009. Schools with Students like Ours are Elementary Schools with poverty indices of no more than 5% above or below the index for this school.

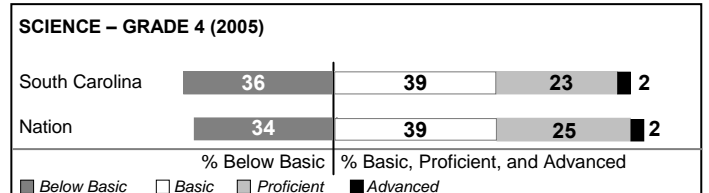
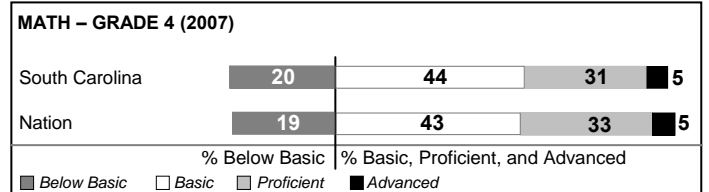
PACT PERFORMANCE

Our School
 Elementary Schools with Students Like Ours
 Elementary schools statewide



NAEP PERFORMANCE*

* Performance reported for SC and nation, data not available at school level. Percentages at NAEP Achievement Levels.



SC PERFORMANCE GOAL

2010 Goal:

By 2010, SC's student achievement will be ranked in the top half of the states nationally. To achieve this goal, we must become one of the fastest improving systems in the country.

2020 Goal: TBD

Abbreviations Key

N/A Not Applicable N/AV Not Available N/C Not Collected N/R Not Reported I/S Insufficient Sample TBD To be determined
 NI Newly Identified CSI Continuing School Improvement CA Corrective Action RP Plan to Restructure R Restructure DELAY School Improvement Status HOLD School Improvement Status

Thomas E. Kerns Elementary [Greenville]

SCHOOL PROFILE

	Our School	Change from Last Year	Elementary Schools with Students Like Ours	Median Elementary School
Students (n=643)				
Retention rate	1.6%	Down from 3.9%	3.1%	2.3%
Attendance rate	96.4%	Up from 96.3%	96.0%	96.3%
Eligible for gifted and talented	2.4%	Down from 4.1%	4.1%	10.4%
With disabilities other than speech	11.3%	Up from 9.7%	7.9%	7.5%
Out-of-school suspensions or expulsions for violent &/or criminal offenses	0.0%	No Change	0.0%	0.0%
Teachers (n=46)				
Teachers with advanced degrees	32.6%	Down from 36.2%	54.4%	56.7%
Continuing contract teachers	69.6%	Up from 66.0%	70.3%	77.3%
Teachers with emergency or provisional certificates	0.0%	No Change	0.0%	0.0%
Teachers returning from previous year	N/A	N/A	83.6%	86.4%
Teacher attendance rate	96.3%	Down from 96.8%	94.9%	94.9%
Average teacher salary	\$43,369	Up 2.4%	\$43,876	\$45,345
Classes not taught by highly qualified teachers	0.0%	No Change	0.5%	0.0%
School				
Principal's years at school	2.0	Up from 1.0	3.0	4.0
Student-teacher ratio in core subjects	18.0 to 1	Up from 17.4 to 1	16.8 to 1	18.5 to 1
Prime instructional time	91.9%	Down from 92.1%	89.2%	89.8%
Opportunities in the arts	Good	No Change	Good	Good
SACS accreditation	Yes	No Change	Yes	Yes
Character development program	Average	No Change	Excellent	Excellent
Dollars spent per pupil*	\$6,447	N/A	\$7,854	\$7,052
Percent of expenditures for instruction*	72.5%	N/A	69.1%	69.1%
Percent of expenditures for teacher salaries*	68.4%	N/A	62.5%	64.2%
% of AYP objectives met	61.9%		73.7%	85.7%

* Prior year audited financial data available.

EVALUATION RESULTS

	Teachers	Students*	Parents*
Number of surveys returned	39	94	74
Percent satisfied with learning environment	87.2%	88.3%	86.3%
Percent satisfied with social and physical environment	94.9%	86.8%	76.7%
Percent satisfied with school-home relations	84.2%	94.6%	77.8%

*Only students at the highest elementary school grade level at this school and their parents were included.

REPORT OF PRINCIPAL AND SCHOOL IMPROVEMENT COUNCIL

Thomas E. Kerns Elementary opened in August 2006. The state-of-the-art facility overlooks Interstate 85 at White Horse Road in Greenville, South Carolina. In 2007, the staff of Thomas E. Kerns Elementary elected to focus on school-wide positive discipline. After studying multiple options, they decided to use Positive Based Behavior Supports (PBIS). Students and classes are recognized and rewarded for their appropriate choices through PBIS.

Title I funds are distributed in a school-wide program to enhance educational opportunities for the students in Math and Literacy. Additionally, these funds provide reduced student to teacher ratios, intervention assistance in kindergarten, staff development for teachers, and educational trainings for parents. Students are provided opportunities to advance their skills through regular class instruction, targeted small group instruction, and opportunities to work with specialists in Reading, Math, and Computer Technology.

In order to stress the importance of parental involvement with student learning, the School Improvement Council (SIC) sponsored the first "Every Minute Counts" Blitz Week. During one week, parents logged over 45,600 minutes of direct contact time with their children on schoolwork in the home setting or by volunteering in the building for the benefit of others. Because of our parents' efforts, the students all received a special treat. The SIC plans to continue this program anticipating increased interest and more parent participation next year.

Teachers at Thomas E. Kerns Elementary continue to strive to meet each student's individual needs. As a school, we continue to closely analyze our test scores and help students to set and meet growth goals. The entire staff of Thomas E. Kerns Elementary strives to inspire all our students to be the best they can be. As stated in our motto, Thomas E. Kerns is truly "A Great Place to Be."

Judith E. Mulkey, Principal
Jackie Brown, SIC Chairman

Comprehensive detail, including definitions of rating, performance criteria, and explanations of status, is available on www.ed.sc.gov and www.eoc.sc.gov as well as school and school district websites.

Printed versions are available from school districts upon request.

Abbreviations Key

N/A Not Applicable N/AV Not Available N/C Not Collected N/R Not Reported I/S Insufficient Sample TBD To be determined
NI Newly Identified CSI Continuing School Improvement CA Corrective Action RP Plan to Restructure R Restructure DELAY School Improvement Status HOLD School Improvement Status