



SC Annual School Report Card Summary

Robert E. Cashion Elementary
Greenville
Grades: PK-5 Enrollment: 682
Principal: Shirley S. Chapman
Superintendent: Dr. Phinnize J. Fisher
Board Chair: Dr. Keith Ray

PERFORMANCE

Comprehensive detail, including definitions of ratings, performance criteria, and explanations of status, is available on www.ed.sc.gov and www.eoc.sc.gov as well as school and school district websites. Printed versions are available from school districts upon request.

YEAR	ABSOLUTE RATING	GROWTH RATING	PALMETTO GOLD/SILVER AWARD	AYP STATUS	NCLB IMPROVEMENT STATUS
2008	Average	At-Risk	TBD	Not Met	N/A
2007	Average	At-Risk	N/A	Not Met	N/A
2006	Average	Below Average	Silver	Not Met	N/A

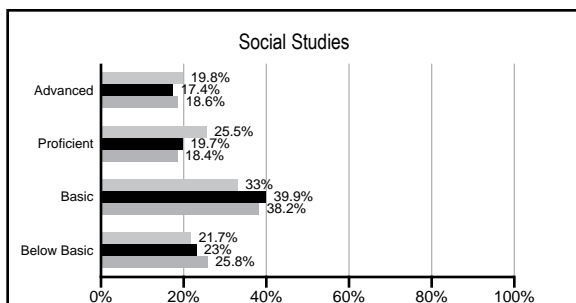
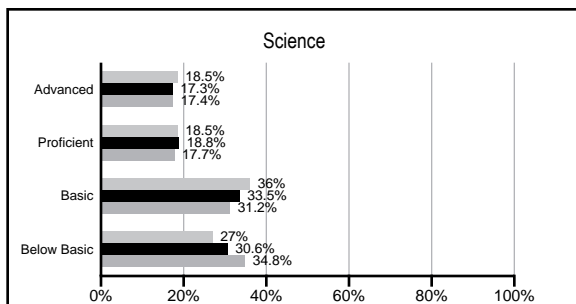
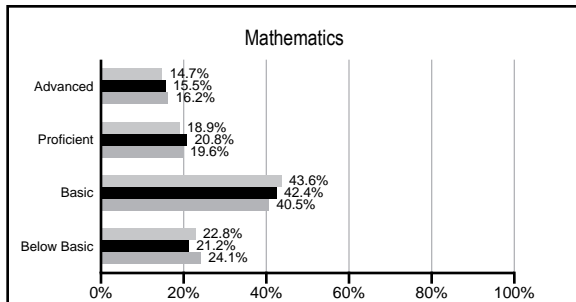
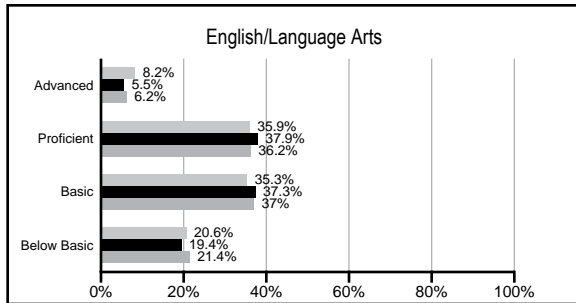
ABSOLUTE RATINGS OF ELEMENTARY SCHOOLS WITH STUDENTS LIKE OURS*

EXCELLENT	GOOD	AVERAGE	BELOW AVERAGE	AT-RISK
0	8	66	15	1

* Ratings are calculated with data available by 02/17/2009. Schools with Students like Ours are Elementary Schools with poverty indices of no more than 5% above or below the index for this school.

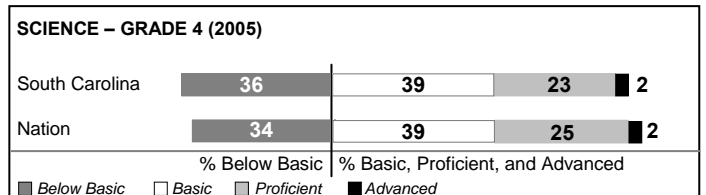
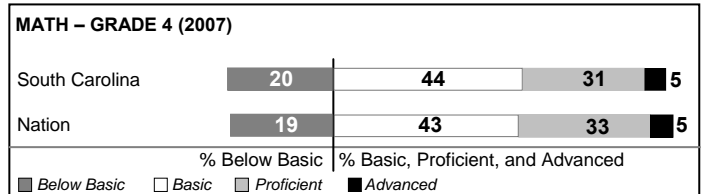
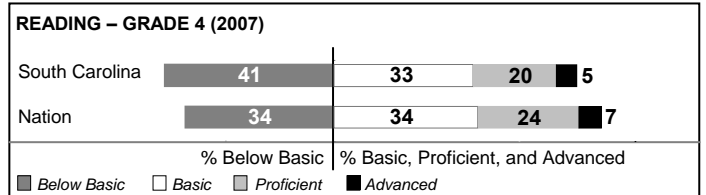
PACT PERFORMANCE

Our School
 Elementary Schools with Students Like Ours
 Elementary schools statewide



NAEP PERFORMANCE*

* Performance reported for SC and nation, data not available at school level. Percentages at NAEP Achievement Levels.



SC PERFORMANCE GOAL

2010 Goal:

By 2010, SC's student achievement will be ranked in the top half of the states nationally. To achieve this goal, we must become one of the fastest improving systems in the country.

2020 Goal: TBD

Abbreviations Key

N/A Not Applicable N/AV Not Available N/C Not Collected N/R Not Reported I/S Insufficient Sample TBD To be determined
 NI Newly Identified CSI Continuing School Improvement CA Corrective Action RP Plan to Restructure R Restructure DELAY School Improvement Status HOLD School Improvement Status

Robert E. Cashion Elementary [Greenville]

SCHOOL PROFILE

	Our School	Change from Last Year	Elementary Schools with Students Like Ours	Median Elementary School
Students (n=682)				
Retention rate	3.3%	Up from 1.9%	2.7%	2.3%
Attendance rate	96.8%	Up from 96.2%	96.2%	96.3%
Eligible for gifted and talented	10.9%	Up from 7.3%	9.8%	10.4%
With disabilities other than speech	13.0%	Up from 10.6%	8.7%	7.5%
Out-of-school suspensions or expulsions for violent &/or criminal offenses	0.0%	No Change	0.0%	0.0%
Teachers (n=46)				
Teachers with advanced degrees	56.5%	Down from 57.8%	57.9%	56.7%
Continuing contract teachers	82.6%	Up from 80.0%	80.8%	77.3%
Teachers with emergency or provisional certificates	0.0%	No Change	0.0%	0.0%
Teachers returning from previous year	95.2%	Up from 85.9%	87.6%	86.4%
Teacher attendance rate	96.6%	Up from 95.6%	94.9%	94.9%
Average teacher salary	\$44,266	Up 4.5%	\$45,421	\$45,345
Classes not taught by highly qualified teachers	0.0%	No Change	0.0%	0.0%
School				
Principal's years at school	4.0	Up from 3.0	4.0	4.0
Student-teacher ratio in core subjects	19.4 to 1	Down from 20.0 to 1	18.6 to 1	18.5 to 1
Prime instructional time	92.8%	Up from 90.7%	89.5%	89.8%
Opportunities in the arts	Good	No Change	Good	Good
SACS accreditation	Yes	No Change	Yes	Yes
Character development program	Good	No Change	Excellent	Excellent
Dollars spent per pupil*	\$5,927	Up 2.9%	\$6,895	\$7,052
Percent of expenditures for instruction*	70.6%	Up from 69.3%	68.4%	69.1%
Percent of expenditures for teacher salaries*	66.4%	Down from 69.3%	64.8%	64.2%
% of AYP objectives met	82.6%		88.2%	85.7%

* Prior year audited financial data available.

EVALUATION RESULTS

	Teachers	Students*	Parents*
Number of surveys returned	43	94	44
Percent satisfied with learning environment	95.3%	92.2%	83.7%
Percent satisfied with social and physical environment	95.3%	93.5%	81.4%
Percent satisfied with school-home relations	83.3%	95.7%	75.0%

*Only students at the highest elementary school grade level at this school and their parents were included.

REPORT OF PRINCIPAL AND SCHOOL IMPROVEMENT COUNCIL

Robert E. Cashion Elementary School is a beautiful new facility that opened its doors in August of 2003. The school owes its heritage and thanks, for a strong foundation, to one who lovingly and professionally served students of Greenville County for 40 years, Mr. Robert E. Cashion. The school is located in the Southern end of Greenville County on Fork Shoals Road across from Bonnie Brae Golf Course. The new facility serves students in four year old kindergarten through fifth grade. The school received a Southern Association of Colleges and School Accreditation Peer Review during the 2005-06 school year. The review team rated the total school program as exemplary and recommended the school's continued accreditation.

Since Robert E. Cashion Elementary opened as a new school with a newly formed student population, the 2003-04 standardized test scores established the baseline data for the school. Since that year, our test scores continue to affirm that all students are achieving. The school's Absolute rating has remained average. The school's improvement rating moved from "good" to "below average." The downgrading of the improvement score continues to be the results of not meeting AYP. Although only our special education population did not make the AYP target, they continue to meet their IEP improvement goals and objectives. Despite not making AYP, our school was recognized by the S.C. Educational Oversight Committee for our efforts in "closing the achievement gap" with our students.

We are continuing to do yearly need assessments to determine the best ways to meet the academic needs of all our students. As a result of our needs assessment, we will be focusing on the following goals for the 2008-09 school year: Using effective methods and instructional strategies that are research-based to strengthen the core academic program; increasing the quality of learning time; providing high-quality and ongoing professional development for teachers that support best practices for teaching all academic subjects; and increasing parental and community involvement in the school.

The school staff, students, parents, and community partners work consistently to convey a caring and nurturing atmosphere where positive social, emotional, physical, and educational growth of students is apparent. It is the mission of school to see that our COMETS and staff are "Lighting the Way to Achievement and Dreams!"

Shirley S. Chapman, Principal
Tina Childers, SIC Chairperson

Comprehensive detail, including definitions of rating, performance criteria, and explanations of status, is available on www.ed.sc.gov and www.eoc.sc.gov as well as school and school district websites.

Printed versions are available from school districts upon request.

Abbreviations Key

N/A Not Applicable N/AV Not Available N/C Not Collected N/R Not Reported I/S Insufficient Sample TBD To be determined

NI Newly Identified CSI Continuing School Improvement CA Corrective Action RP Plan to Restructure R Restructure DELAY School Improvement Status HOLD School Improvement Status