



SC Annual School Report Card Summary

**Bell's Crossing Elementary
Greenville**

Grades: K-5

Enrollment: 1,234

Principal: Barbara A. Barlow

Superintendent: Dr. Phinnize J. Fisher

Board Chair: Dr. Keith Ray

PERFORMANCE

Comprehensive detail, including definitions of ratings, performance criteria, and explanations of status, is available on www.ed.sc.gov and www.eoc.sc.gov as well as school and school district websites. Printed versions are available from school districts upon request.

YEAR	ABSOLUTE RATING	GROWTH RATING	PALMETTO GOLD/SILVER AWARD	AYP STATUS	NCLB IMPROVEMENT STATUS
2008	Good	Average	TBD	Not Met	N/A
2007	Good	Average	N/A	Not Met	N/A
2006	Good	Below Average	Gold	Met	N/A

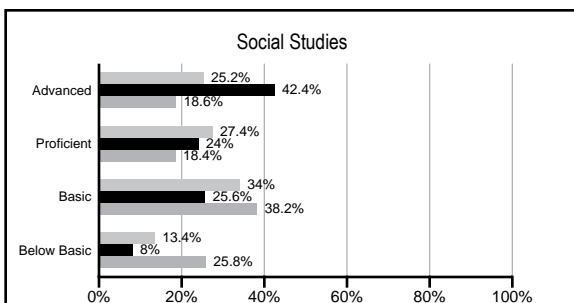
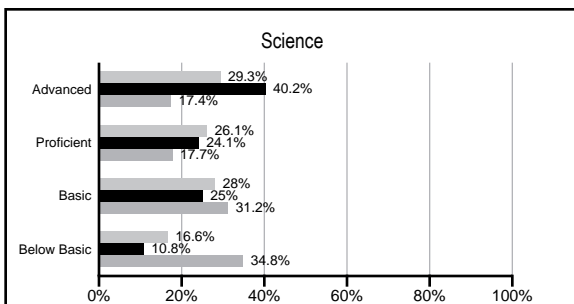
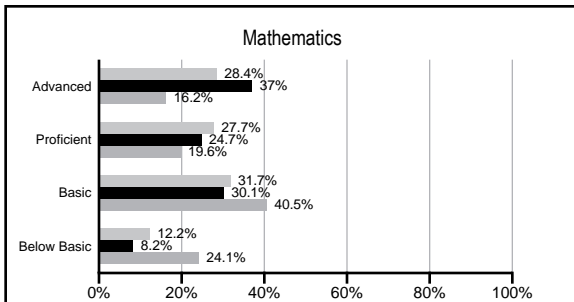
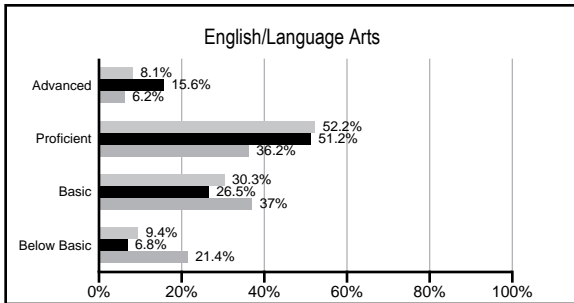
ABSOLUTE RATINGS OF ELEMENTARY SCHOOLS WITH STUDENTS LIKE OURS*

EXCELLENT	GOOD	AVERAGE	BELOW AVERAGE	AT-RISK
8	8	0	0	0

* Ratings are calculated with data available by 02/17/2009. Schools with Students like Ours are Elementary Schools with poverty indices of no more than 5% above or below the index for this school.

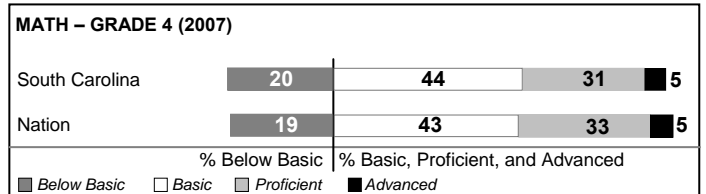
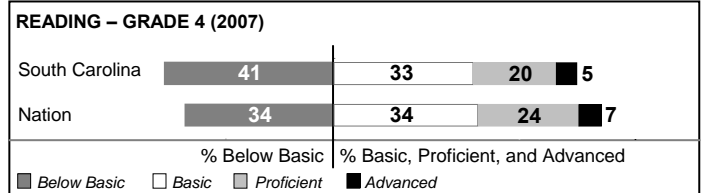
PACT PERFORMANCE

Our School
 Elementary Schools with Students Like Ours
 Elementary schools statewide



NAEP PERFORMANCE*

* Performance reported for SC and nation, data not available at school level. Percentages at NAEP Achievement Levels.



SC PERFORMANCE GOAL

2010 Goal:

By 2010, SC's student achievement will be ranked in the top half of the states nationally. To achieve this goal, we must become one of the fastest improving systems in the country.

2020 Goal: TBD

Abbreviations Key

N/A Not Applicable N/AV Not Available N/C Not Collected N/R Not Reported I/S Insufficient Sample TBD To be determined
NI Newly Identified CSI Continuing School Improvement CA Corrective Action RP Plan to Restructure R Restructure DELAY School Improvement Status HOLD School Improvement Status

Bell's Crossing Elementary [Greenville]

SCHOOL PROFILE

	Our School	Change from Last Year	Elementary Schools with Students Like Ours	Median Elementary School
Students (n=1,234)				
Retention rate	1.1%	Down from 1.2%	1.1%	2.3%
Attendance rate	97.0%	Up from 96.8%	97.0%	96.3%
Eligible for gifted and talented	21.5%	Down from 23.4%	28.0%	10.4%
With disabilities other than speech	6.8%	No Change	5.1%	7.5%
Out-of-school suspensions or expulsions for violent &/or criminal offenses	0.0%	No Change	0.0%	0.0%
Teachers (n=72)				
Teachers with advanced degrees	58.3%	Up from 53.7%	65.8%	56.7%
Continuing contract teachers	75.0%	Down from 86.6%	83.3%	77.3%
Teachers with emergency or provisional certificates	0.0%	No Change	0.0%	0.0%
Teachers returning from previous year	87.0%	Down from 87.7%	86.3%	86.4%
Teacher attendance rate	96.9%	Up from 96.3%	94.9%	94.9%
Average teacher salary	\$44,105	Up 4.0%	\$47,888	\$45,345
Classes not taught by highly qualified teachers	2.5%	Up from 0.0%	0.0%	0.0%
School				
Principal's years at school	6.5	Up from 5.5	3.0	4.0
Student-teacher ratio in core subjects	22.7 to 1	Down from 23.4 to 1	19.8 to 1	18.5 to 1
Prime instructional time	91.8%	Up from 91.2%	90.6%	89.8%
Opportunities in the arts	Good	No Change	Good	Good
SACS accreditation	Yes	No Change	Yes	Yes
Character development program	Excellent	Up from Good	Excellent	Excellent
Dollars spent per pupil*	\$5,096	Up 9.5%	\$6,296	\$7,052
Percent of expenditures for instruction*	71.1%	Up from 70.2%	71.1%	69.1%
Percent of expenditures for teacher salaries*	61.6%	Down from 64.6%	62.4%	64.2%
% of AYP objectives met	95.2%		95.2%	85.7%

* Prior year audited financial data available.

EVALUATION RESULTS

	Teachers	Students*	Parents*
Number of surveys returned	69	144	64
Percent satisfied with learning environment	95.7%	78.3%	77.8%
Percent satisfied with social and physical environment	97.1%	83.9%	75.0%
Percent satisfied with school-home relations	98.6%	84.7%	77.4%

*Only students at the highest elementary school grade level at this school and their parents were included.

REPORT OF PRINCIPAL AND SCHOOL IMPROVEMENT COUNCIL

Bell's Crossing is in the sixth year of implementing the Baldrige model, a data driven process for growth. The school hosts two Quality Days each year to demonstrate these principles to other educators in our district. Over one hundred thirty-five professionals attended this year.

We are proud of numerous areas in which we have grown this year. The school was cited as a "Closing the Gap" school in math for FARMS students for the fourth year in a row. There are eight NBCT teachers on staff and all teachers and paraprofessionals are Highly Qualified. All teachers participate in professional growth opportunities each year as aligned with our school improvement plan. Many staff members share their expertise by presenting at local, state, and national conferences. Family nights are held in most months to provide families an opportunity for active learning with their child. The school collaborates with several universities on special projects. The school was recognized this year as a Red Carpet recipient for the second time. We are proud of our writing program and the progress our students are making in reading. We have addressed improvements in Math by offering morning tutorial sessions as well as the after school tutorial program funded by EAA.

All students participate in enrichment clubs on designated school days. Field trips and grade level presentations extend the curriculum in each grade level and department. Our students demonstrate leadership through service learning activities throughout the year.

The PTA has had six consecutive years of 100% faculty and parental membership. The PTA and SIC provided a library for the Latino community for the second year in a row. This year the state recognized our SIC on the Honor Roll for their work in the Latino community. The PTA provides ongoing support through mini-grants, classroom donations, and volunteerism. All parents attend conferences during the year and are involved in their child's education. The School Improvement Council is active, monitors the school goals, and serves as an advisory board with inputs on budgets and improvements. The SIC serves as the Guidance Steering Committee.

Our areas of opportunity for next year are to improve student achievement in Math and Technology. Technology improvements will be made as funds are available.

Barbara A. Barlow, Principal
Julia Palmer, SIC Chairperson

Comprehensive detail, including definitions of rating, performance criteria, and explanations of status, is available on www.ed.sc.gov and www.eoc.sc.gov as well as school and school district websites.

Printed versions are available from school districts upon request.

Abbreviations Key

N/A Not Applicable N/AV Not Available N/C Not Collected N/R Not Reported I/S Insufficient Sample TBD To be determined
NI Newly Identified CSI Continuing School Improvement CA Corrective Action RP Plan to Restructure R Restructure DELAY School Improvement Status HOLD School Improvement Status